

CYBER RESILIENCE FOR THE HYBRID WORLD

2024 ANNUAL REPORT



About Us

Commvault is leading the charge to protect the world against ransomware and other cyber threats by helping companies reduce risk, minimize downtime, and control costs. The new Commvault® Cloud, powered by Metallic® AI, represents decades of innovation, industry leadership, customer trust, and a deep ecosystem of partnerships. It's the only cyber resilience platform built for the hybrid world, offering the best data security for all workloads, anywhere combined with the rapid, enterprise-scale recovery.

To learn more, visit commvault.com

Finance

These figures are in thousands, with the exception of Headcount. All data is based on fiscal years ended March 31.

INCOME STATEMENT	2020	2021	2022	2023	2024
Revenue	\$670,885	\$723,472	\$769,591	\$784,590	\$839,247
Non-GAAP Operating Income ¹	\$87,492	\$137,464	\$161,682	\$159,902	\$177,472
Non-GAAP Operating Income Margin ¹	13.0%	19.0%	21.0%	20.4%	21.1%
BALANCE SHEET	2020	2021	2022	2023	2024
Cash, Cash Equivalents, and Short-Term Investments	\$339,727	\$397,237	\$267,507	\$287,778	\$312,754
Total Assets	\$845,076	\$904,173	\$816,080	\$782,574	\$943,913
SELECTED ADDITIONAL INFORMATION	2020	2021	2022	2023	2024
Operating Cash Flow	\$88,464	\$123,955	\$177,180	\$170,288	\$203,798
Headcount	2,533	2,671	2,848	2,779	2,882

Key Figures

\$597M 

Subscription ARR¹,
+25% YoY

\$770M 

Total ARR¹, +15% YoY

\$200M

Free Cash Flow¹

>1,100+

Patents Issued
Worldwide

12 Years

Consecutive Leader in the
Gartner Magic Quadrant for
Data Center Backup and
Recovery Solutions



2024 ANNUAL REPORT

UNITED STATES SECURITIES AND EXCHANGE COMMISSION
Washington, D.C. 20549

FORM 10-K

ANNUAL REPORT PURSUANT TO SECTION 13 OR 15(d) OF THE SECURITIES EXCHANGE ACT OF 1934
For the fiscal year ended March 31, 2024

OR

TRANSITION REPORT PURSUANT TO SECTION 13 OR 15(d) OF THE SECURITIES EXCHANGE ACT OF 1934

Commission File Number: 1-33026



Commvault Systems, Inc.

(Exact name of registrant as specified in its charter)

Delaware

(State or other jurisdiction of incorporation or organization)

22-3447504

(I.R.S. Employer Identification No.)

1 Commvault Way

Tinton Falls, New Jersey 07724

(Address of principal executive offices, including zip code)

(732) 870-4000

(Registrant's telephone number, including area code)

Securities registered pursuant to Section 12(b) of the Act:

Title of each class	Trading Symbol(s)	Name of each exchange on which registered
Common Stock, \$0.01 par value	CVLT	The Nasdaq Stock Market

Securities registered pursuant to Section 12(g) of the Act: None

Indicate by check mark if the registrant is a well-known seasoned issuer, as defined in Rule 405 of the Securities Act. Yes No

Indicate by check mark if the registrant is not required to file reports pursuant to Section 13 or Section 15(d) of the Act. Yes No

Indicate by check mark whether the registrant (1) has filed all reports required to be filed by Section 13 or 15(d) of the Securities Exchange Act of 1934 during the preceding 12 months (or for such shorter period that the registrant was required to file such reports), and (2) has been subject to such filing requirements for the past 90 days. Yes No

Indicate by check mark whether the registrant has submitted electronically every Interactive Data File required to be submitted pursuant to Rule 405 of Regulation S-T (§232.405 of this chapter) during the preceding 12 months (or for such shorter period that the registrant was required to submit such files). Yes No

Indicate by check mark whether the registrant is a large accelerated filer, an accelerated filer, a non-accelerated filer, a smaller reporting company, or an emerging growth company. See the definitions of "large accelerated filer," "accelerated filer," "smaller reporting company" and "emerging growth company" in Rule 12b-2 of the Exchange Act.

Large accelerated filer Accelerated filer Non-accelerated filer Smaller reporting company
Emerging growth company

If an emerging growth company, indicate by check mark if the registrant has elected not to use the extended transition period for complying with any new or revised financial accounting standards provided pursuant to Section 13(a) of the Exchange Act.

Indicate by check mark whether the registrant has filed a report on and attestation to its management's assessment of the effectiveness of its internal control over financial reporting under Section 404(b) of the Sarbanes-Oxley Act (15 U.S.C. 7262(b)) by the registered public accounting firm that prepared or issued its audit report.

If securities are registered pursuant to Section 12(b) of the Act, indicate by check mark whether the financial statements of the registrant included in the filing reflect the correction of an error to previously issued financial statements.

Indicate by check mark whether any of those error corrections are restatements that required a recovery analysis of incentive-based compensation received by any of the registrant's executive officers during the relevant recovery period pursuant to §240.10D-1(b).

Indicate by check mark whether the registrant is a shell company (as defined in Rule 12b-2 of the Act). Yes No

As of September 30, 2023, the last business day of the registrant's most recently completed second fiscal quarter, the aggregate market value of voting and non-voting common stock held by non-affiliates of the registrant (based upon the closing price of the common stock as reported by The Nasdaq Stock Market) was approximately \$2.9 billion.

As of May 9, 2024, there were 43,401,217 shares of the registrant's common stock (\$0.01 par value) outstanding.

DOCUMENTS INCORPORATED BY REFERENCE

Information required by Part III (Items 10, 11, 12, 13 and 14) is incorporated by reference to portions of the registrant's definitive Proxy Statement for its 2024 Annual Meeting of Stockholders (the "Proxy Statement"), which is expected to be filed not later than 120 days after the registrant's fiscal year ended March 31, 2024. Except as expressly incorporated by reference, the Proxy Statement shall not be deemed to be part of this report on Form 10-K.

COMMVault SYSTEMS, INC.
FORM 10-K
FISCAL YEAR ENDED MARCH 31, 2024
TABLE OF CONTENTS

	Page
PART I	
Item 1. Business	4
Item 1A. Risk Factors	10
Item 1B. Unresolved Staff Comments	24
Item 1C. Cybersecurity	24
Item 2. Properties	25
Item 3. Legal Proceedings	25
Item 4. Mine Safety Disclosures	25
PART II	
Item 5. Market for Registrant’s Common Equity, Related Stockholder Matters and Issuer Purchases of Equity Securities	26
Item 6. [Reserved]	28
Item 7. Management’s Discussion and Analysis of Financial Condition and Results of Operations	28
Item 7A. Quantitative and Qualitative Disclosures About Market Risk	40
Item 8. Financial Statements and Supplementary Data	41
Item 9. Changes in and Disagreements With Accountants on Accounting and Financial Disclosure	71
Item 9A. Controls and Procedures	72
Item 9B. Other Information	74
Item 9C. Disclosure Regarding Foreign Jurisdictions that Prevent Inspections	74
PART III	
Item 10. Directors, Executive Officers and Corporate Governance	74
Item 11. Executive Compensation	74
Item 12. Security Ownership of Certain Beneficial Owners and Management and Related Stockholder Matters	74
Item 13. Certain Relationships and Related Transactions, and Director Independence	74
Item 14. Principal Accountant Fees and Services	74
PART IV	
Item 15. Exhibits and Financial Statement Schedules	75
Item 16. Form 10-K Summary	78
SIGNATURES	79

FORWARD-LOOKING STATEMENTS

The discussion throughout this Annual Report on Form 10-K contains forward-looking statements. In some cases, you can identify these statements by our use of forward-looking words such as “may,” “will,” “should,” “anticipate,” “estimate,” “expect,” “plan,” “believe,” “predict,” “potential,” “project,” “intend,” “could,” “feel” or similar expressions. In particular, statements regarding our plans, strategies, prospects and expectations regarding our business are forward-looking statements within the meaning of Section 21E of the Securities Exchange Act of 1934, as amended (the “Exchange Act”). You should be aware that these statements and any other forward-looking statements in this document reflect only our expectations and are not guarantees of performance. These statements involve risks, uncertainties and assumptions. Many of these risks, uncertainties and assumptions are beyond our control and may cause actual results and performance to differ materially from our expectations. Important factors that could cause our actual results to be materially different from our expectations include the risks and uncertainties set forth under the heading “Risk Factors.” Accordingly, you should not place undue reliance on the forward-looking statements contained in this Annual Report on Form 10-K. These forward-looking statements speak only as of the date on which the statements were made. We undertake no obligation to update or revise publicly any forward-looking statements, whether as a result of new information, future events or otherwise, except as required by law.

References in this Annual Report on Form 10-K to “Commvault,” the “Company,” “we,” “our” or “us” refer to Commvault Systems, Inc., including as the context requires, its direct and indirect subsidiaries.

PART I

Item 1. *Business*

Company Overview

Incorporated in Delaware in 1996, Commvault Systems, Inc. provides its customers with a scalable platform that enhances customers' cyber resiliency by protecting their data in a world of increasing threats. We provide these products and services for their data across many types of environments, including on-premises, hybrid and multi-cloud. Our offerings are delivered via self-managed software, software-as-a-service ("SaaS"), integrated appliances, or managed by partners. Customers use our Commvault Cloud platform to protect themselves from threats like ransomware and recover their data efficiently.

With Commvault Cloud, customers have access to business-critical capabilities such as layered defenses to detect and minimize the impact of bad actors; automation to verify clean recovery points; and cloud-native capabilities to dedupe, scale, and as necessary, recover business. We believe in solving hard problems for our customers by enabling them to protect their data in a difficult world. Our comprehensive solutions address the critical aspects of modern cyber resiliency, from data security to data recovery, data governance and compliance in a flexible and scalable platform.

Products

Commvault helps customers protect their data and be cyber resilient in a hybrid multi-cloud environment. Commvault delivers a portfolio of products and services to effectively secure, quickly capture intelligence, and rapidly recover from ransomware attacks or any other threats. Our solutions create an intuitive cyber resilience experience across customer-managed enterprise software and SaaS-delivered cloud native solutions that mitigate data sprawl, facilitate cloud adoption, and help customers modernize and transform their enterprise IT environment.

We do this by offering unified visibility and management across the entire hybrid enterprise so our customers can secure and recover data from any location to any location. Our Commvault Cloud offerings are organized in the following packages – Operational Recovery, Autonomous Recovery and Cyber Recovery.

Operational Recovery includes Commvault's leading backup and recovery capabilities which can be utilized across hybrid enterprise workloads. It includes features like Zero Trust Architecture and immutable storage to ensure critical data is protected and recoverable. This solution can be delivered as customer-managed software, as SaaS, or a mix of the two to meet the requirements of hybrid enterprises worldwide. It is designed to meet the needs of any size business protecting workloads across all locations, including hybrid environments such as on-premises and multiple cloud providers; physical servers; virtual machines ("VMs"); applications and databases; endpoint devices; and cloud applications. Operational Recovery provides backup, verifiable recovery, and cost-optimized cloud workload mobility, helping to ensure data availability and granular recovery, even across multiple clouds all managed with Commvault's Command Center.

Autonomous Recovery aims to reduce recovery time, downtime, and costs by bringing automation and validation to Operational Recovery. Designed for automated disaster and cyber recovery use cases, Autonomous Recovery can deliver backup, replication, and disaster recovery for all workloads, on-premises, in the cloud, across multiple clouds, and in hybrid environments. It provides trusted recovery of data and applications, VMs, and containers, along with verifiable recoverability of replicas, cost-optimized cloud data mobility and resilience. Organizations can automatically failover applications to the secondary site in the event of a data incident and continue running without interruption.

Cyber Recovery offers the most comprehensive set of Commvault Cloud capabilities. Building on Operational and Autonomous Recovery Solutions, Cyber Recovery adds data backup and data validation capabilities which help organizations scan for risks, remediate issues, identify compromises in the backup data, and recover clean data at scale. This includes threat scanning to hunt for threats within backup data and cyber deception and threat detection to provide early warning of attacks. This enables organizations to minimize the impact of attacks and aims towards a fast recovery after a cyber incident.

In addition, Commvault provides customers with a variety of industry-leading offerings, including Cleanroom Recovery, HyperScale X, Air Gap Protect and Compliance.

Commvault Cloud's Cleanroom Recovery is a resilience offering. Traditional isolated on-premises cleanrooms can be expensive to build and maintain, and incident response plans often go untested, increasing an

organization's risk and recovery time objectives. Our Cleanroom Recovery solution empowers organizations to be ready to recover by providing a clean, isolated, and on-demand recovery location in the cloud, as well as the ability to regularly and proactively test their response plans and recover quickly.

Commvault HyperScale X is an intuitive, easy-to-deploy and scale-out, integrated data protection solution to help enterprises transition from legacy scale-up infrastructures to the hybrid cloud, container and virtualized environments. Its flexible architecture allows customers to get up, run quickly and scale while delivering comprehensive data protection for all workloads, including containers, VMs and databases, from a single, extensible platform. With HyperScale X, customers can leverage the entire Commvault portfolio, giving them access to all the features, functions, and industry-leading integration with applications, databases, public cloud environments, hypervisors, operating systems, NAS systems, and primary storage arrays, wherever the data resides. It is available as a fully integrated appliance or as a reference architecture depending on an organization's requirements.

Commvault Cloud Air Gap Protect is the "easy button" to adopt secure and scalable cloud storage in minutes, supporting an organization's hybrid cloud strategy without the need for additional cloud expertise. It is an integrated, air-gapped cloud storage target that enables IT organizations to efficiently adopt cloud storage for Operational Recovery, HyperScale X or SaaS to ease digital transformation, save costs, reduce risk and scale. This minimizes IT complexities and allows customers to easily store, isolate, and secure data while providing the foundation for predictable costs and reduced overhead.

Commvault's Compliance is an add-on product that facilitates efficient compliance and aids in ensuring relevant legal data remains unaltered. It provides built-in reporting, auditing, and logging to help ensure data is not modified or deleted for legal and compliance purposes. It reduces the time and costs spent between IT and legal departments to expedite discovery and review.

Professional & Customer Support Services

Commvault offers a wide range of professional and customer support services to complement its product portfolio. We offer multiple levels of service that can be tailored to our customers' needs.

Our services consist of:

- *Real-Time Support.* Customers have 24/7 access to support with our support staff available by phone for first responses and to manage resolutions. Our customers also have access to an online support database for help with troubleshooting and operational questions. Innovative use of web-based diagnostic tools provides problem analysis and resolution. Our comprehensive customer support includes "summary of findings" problem analysis, intelligent alerting and troubleshooting assistance.
- *Broad Expertise.* Our support engineers have extensive knowledge of complex applications, servers and networks. We proactively take ownership of the customer's problem. We have also developed and maintain a knowledge library of storage systems and software products to further enable our support organization to quickly and effectively resolve customer problems.
- *Global Operations.* We offer our global customer support from physical locations around the world, which allows us to provide 24/7 support. Our cloud-based support system creates a virtual global support center combining these locations to allow for the fastest possible resolution times for customer incidents. We have designed our support infrastructure to scale with the increasing globalization of our customers.
- *Customer Success Options.* We offer various enhanced Customer Success options, including Enterprise Success Program ("ESP") offerings, to our software and SaaS customers. Our Customer Success offerings provide resources focused on proactively helping our customers achieve their goals and are aligned to their business initiatives. Our ESP provides additional industry technical experts who provide strategic guidance and advice to ensure our enterprise customers achieve their cyber resiliency objectives. The entire Customer Success program is centered around driving customer adoption, customer satisfaction and quick time to value.

- *Technology Consulting Services.* Our technical consultants ensure that customers' data protection environment is designed for optimal results, configured quickly, and is easy to maintain. We offer architecture design; implementation; automation and orchestration; data migration; and health assessment services. In addition, we offer customers staff-augmentation options via resident support engineers to assist with rapid expert deployment and operation of the Commvault portfolio.
- *Recovery Services.* Commvault Readiness Solutions provide the resources and expertise to quickly accelerate returning to normal business operations through the proper design, implementation, administration, and support of our customers' data protection and cyber resilience environment.
- *Education Services.* We offer training content for learners at all levels, with basic, intermediate, and expert certifications available. We also provide a selection of self-paced online content for our products in our On-Demand Learning Library.
- *Remote Managed Services.* Commvault Remote Managed Services provide results-oriented data protection and cyber resilience to customers worldwide. Commvault experts provide secure, reliable, and cost-effective remote monitoring and management of our customers' data protection environment.

Customers

Our current customer base spans thousands of organizations across a variety of sizes, including large global enterprise companies, and small or mid-sized businesses and government agencies. We support customers in a range of industries, including banking, insurance and financial services, government, healthcare, pharmaceuticals and medical services, technology, legal, manufacturing, utilities and energy.

Strategic Relationships

An important element of Commvault's strategy is to establish partnerships that support development, marketing, selling and implementation of our solutions. We believe that strategic and technology-based relationships with industry leaders are fundamental to our success. We have forged numerous relationships with software, hardware, cloud and cybersecurity partners to enhance our combined capabilities and to create the optimal combination of data and information management applications. We believe this approach enhances our ability to expand our product offerings and customer base and to enter new markets. We have established the following types of strategic relationships:

Alliance and Technology Partners. We maintain strategic sales, marketing and technology relationships with industry leaders to ensure that our products are integrated with, supported by and add value to our partners' portfolios. Collaboration with these market leaders allows us to provide solutions that enable our customers to improve data and information management efficiency. We also maintain relationships with a broad range of industry operating system, application and infrastructure vendors to verify and demonstrate the interoperability of our portfolio with their equipment and technologies. We believe these partnerships enhance our position in the market and serve as an accelerator to sales.

Distributors, Value-Added Reseller, Systems Integrator, Corporate Reseller and Original Equipment Manufacturer Relationships. These partners either bundle our solutions together with their own products or resell our solutions independently.

To broaden our market coverage, we work closely with our global original equipment manufacturer ("OEM") partners, investing significant time and resources to deliver joint solutions incorporating Commvault solutions. These partners team with our technical, engineering, marketing and sales force to enhance integration, tuning, operational management, implementation and vision for solutions that are designed to meet current and future data protection and cyber resilience needs. Our alliance managers work directly with global OEM partners to design, deliver and support field activities that make it easier for customers to locate, learn about, and purchase these differentiated solutions.

Additionally, we have a non-exclusive distribution agreement with Arrow Enterprise Computing Solutions, Inc. ("Arrow"), a subsidiary of Arrow Electronics, Inc. Arrow's primary role is to enable a more efficient and effective distribution channel for our products and services by managing our reseller partners and leveraging their own industry experience. Sales generated through our distribution agreement with Arrow accounted for 36% of our total revenue in fiscal 2024 and 37% in fiscal 2023.

Service Provider Partners. Our solutions are the cyber resilience platform for many service providers, which provide cloud-based solutions to customers worldwide. As companies of all sizes and markets rapidly adopt cloud infrastructures for cost efficiencies, speed and agility, we remain committed to these strategic relationships to address this growing trend. Customers looking to move IT operations to the cloud depend on service providers to migrate, manage and protect their data and cloud infrastructures. We partner with a broad ecosystem of managed service providers and cloud partners to effectively deliver data protection-as-a-service solutions based on Commvault solutions across geographies, vertical markets and offerings.

Marketplace. During fiscal year 2024, we began selling our solutions via marketplace offerings which enable customers to purchase our solutions through online platforms, such as Microsoft, AWS or Google. The marketplace allows us to publish an offer which an end user can then purchase directly, or through the assistance of a partner.

Competition

The data protection and cyber resilience market is intensely competitive and highly fragmented. The principal competitive factors in our industry include product functionality, performance, integration, platform coverage, scalability, price, global sales infrastructure, technical support, branding and reputation. The ability of major system vendors to bundle solutions is also a significant competitive factor in our industry.

Our primary competitors in the data protection software applications market, each of which has one or more products that compete with a part of or our entire product suite, include Avepoint, Cohesity, Dell-EMC, Druva, IBM, Rubrik, Veeam, and Veritas.

Some of our competitors have greater financial resources and may have the ability to offer their products at lower prices than ours. In addition, some have greater name recognition, longer operating histories, substantially larger technical, sales, marketing and other global resources, and larger installed customer base with broader product offerings. As a result, these competitors can devote greater resources to the development, promotion, sale and support of their products than we can. Refer to our "Risk Factors" below.

Sales and Marketing

We sell our cyber resilience solutions to businesses of all sizes and government agencies. We sell through our global direct sales force and partner channels.

We have a variety of marketing programs designed to create brand awareness and market recognition for our product offerings and sales lead generation. Our marketing efforts include sales campaigns, webinars, active participation at trade shows, technical conferences and seminars; advertising; content development and distribution; public relations; social media; industry analyst relations; publication of technical and educational articles in industry journals; sales training; and preparation of competitive analyses. In addition, our strategic partners augment our marketing and sales campaigns through seminars, trade shows, joint public relations and advertising campaigns. Our customers and strategic partners provide references and recommendations that we often feature in external marketing activities.

Research and Development

Our research and development organization is responsible for the design, development, testing and certification of our cyber resilience platform and solutions. Our engineering efforts support product development across all major operating systems, databases, applications, hyperscalers and network storage devices. A substantial amount of our development effort goes into certification, integration and support of our solutions to ensure interoperability with our strategic partners' solutions. We have also made substantial investments in the automation of our product test and quality assurance laboratories.

Technology, Intellectual Property and Proprietary Rights

We believe our solutions are a major differentiator versus our competitors' portfolios. Our Commvault Cloud platform powered by Metallic AI aims to deliver the highest security, most intelligence, and fastest recovery across on-premises, hybrid and multi-cloud environments. Our solutions' unique features drive the performance, scale, TCO benefits and interoperability of our offerings. Such features include encryption, indexing and immutable recovery. Additional options enable content search and auditing features to support data discovery and compliance.

Our success and ability to compete depend on our continued development and protection of our solutions. We rely primarily on a combination of trade secret, patent, copyright and trademark laws, as well as contractual provisions, to establish and protect our intellectual property rights.

We patent our technical infrastructure and key usability and design concepts. Our software's unique capabilities are covered by a robust portfolio of patents worldwide. Areas such as cyber resilience, data protection, security, transformation, insights, and compliance and governance, including our SaaS and HyperScale X solutions, are core to our competitive advantage. More than 1,400 patents have been issued to Commvault globally as a result of our strategic patenting. We also have established proprietary trademark rights in markets across the globe, and Commvault owns over 150 worldwide trademark registrations and pending registration applications. Refer to our "Risk Factors" below.

Government Regulations

The global legal environment of technology businesses is evolving rapidly and is often unclear. These topics include data privacy and security, pricing, advertising, taxation, economic sanctions, content regulation and intellectual property ownership and infringement.

We are subject to several local, state, federal and foreign laws and regulations regarding privacy and data protection. Regulators around the world have adopted or proposed limitations on, or requirements regarding, the collection, distribution, use, security and storage of personal information, payment card information or other confidential information of individuals, and the U.S. Federal Trade Commission and many state attorneys general are applying federal and state consumer protection laws to impose standards on the online collection, use and dissemination of data. In the event of a security breach, these laws may subject us to incident response, notice and remediation costs. Failure to safeguard data adequately or to destroy data securely could subject us to regulatory investigations or enforcement actions under applicable data security, unfair practices or consumer protection laws. The scope and interpretation of these laws could change, and the associated burdens and our compliance costs could increase in the future.

We are also subject to global laws and regulations that govern or restrict our business and activities in certain countries and with certain persons, including the U.S. Commerce Department's Export Administration Regulations and economic and trade sanctions regulations maintained by OFAC, as well as anti-bribery and anti-corruption laws and regulations, including the FCPA and the U.K. Bribery Act.

People

Commvault aims to unlock potential in data, customers and our employees. To accomplish that, our employees are empowered to drive innovation and help our customers—by inspiring one another and working to make what's already great, even greater—whether that's product, process or team. As of March 31, 2024, we had 2,882 employees worldwide, of which approximately 40% were in the United States and 60% were located internationally.

We remain committed to providing employees with opportunities and resources that enable them to work successfully and creatively, while also investing in their professional and personal development. Throughout fiscal 2024, our employees participated in over 1,200 training programs, totaling more than 190,000 hours.

Diversity, Equity and Inclusion

At Commvault, we believe that diversity is a business imperative at the heart of our human capital management strategy. We not only drive the ability to be a best-in-class cyber resilience organization but also uphold our value in the marketplace by leading as an employer of choice.

We continue to elevate our employee engagement and belonging efforts which is the foundation of our approach. We have implemented an Employee Resource Group ("ERG") operating model and have established five ERGs for cross-cultural learning, mentoring and relationship building across employees:

1. Women in Technology (WiT)
2. Multi-Culture
3. PRISM (LGBTQ+ & Allies)
4. VALOR (Veterans & Allies)
5. CapAbilities (Disability inclusion)

We also have two Employee Affinity Groups: Family Support Network and Environmental Group - VAST (Vaulters Advocating Sustainable Technology). Foundational to these engagement initiatives is our Courageous

Conversations program designed to foster difficult conversations in an open, safe and respectful manner. This program has become the hub for all diversity, equity and inclusion issues and related conversations, where employees and senior leaders share courageous life experiences related to bias and social injustice. Since its inception, we have hosted powerful sessions, each virtually, reaching our workforce around the globe.

We continue to be committed to securing the best talent with a concerted effort to expound on and build an inclusive and diverse pipeline of candidates. We are committed to providing an environment that fosters career growth, investing in the development, creativity and aspirational needs of all employees.

Employee Health, Safety and Wellness

Commvault values its people and their contribution to our company. In return for their contribution, we are committed to providing a corporate culture that is focused on the health, safety and well-being of our employees. We take a holistic approach to health and wellness to support the dynamic aspects of our employees' lives, including their physical, social, emotional, family and financial well-being. We operate in accordance with applicable safety laws and procedures to ensure we provide a safe work environment for all.

Information about our Executive Officers

The following table presents information with respect to our executive officers as of May 9, 2024:

<u>Name</u>	<u>Age</u>	<u>Position</u>
Sanjay Mirchandani	59	President and Chief Executive Officer
Gary Merrill	49	Chief Financial Officer

Sanjay Mirchandani has served as our President and Chief Executive Officer ("CEO") since February 2019. Prior to joining Commvault, Mr. Mirchandani served from September 2016 to January 2019 as the Chief Executive Officer of Puppet, Inc. ("Puppet"), an Oregon-based IT automation company. Mr. Mirchandani joined Puppet in May 2016 as President and Chief Operating Officer. Mr. Mirchandani brings a wealth of international business experience through his diverse well-rounded career in technology. Before joining Puppet, from October 2013 to April 2016, Mr. Mirchandani served as Corporate Senior Vice President and General Manager of Asia Pacific and Japan at VMware, Inc. and, from June 2006 to October 2013, Mr. Mirchandani held various senior leadership positions at EMC Corporation, including Chief Information Officer and leader of the Global Centers of Excellence. Prior to that, Mr. Mirchandani held various positions at Microsoft Corporation and Arthur Andersen LLP. Mr. Mirchandani has a Master of Business Administration degree from the University of Pittsburgh and a bachelor's degree in mathematics from Drew University.

Gary Merrill has served as our Chief Financial Officer ("CFO") since July 2022. Prior to his current role, Mr. Merrill served as our Chief of Business Operations from April 2021 until June 2022. He also held the position of Vice President of Operations from April 2019 through March 2021 and from December 2012 to March 2019, served as Chief Accounting Officer. Prior to joining Commvault, Mr. Merrill held accounting management positions with several publicly traded companies. Mr. Merrill began his career with Arthur Anderson LLP in its audit practice. Mr. Merrill obtained his bachelor's degree in accounting from Elizabethtown College.

Available Information

Our website is located at: www.commvault.com. On the Investor Relations section of the website, we post filings as soon as reasonably practicable after they are electronically filed with or furnished to the U.S. Securities and Exchange Commission ("SEC"), including: our Annual Reports on Form 10-K, our quarterly reports on Form 10-Q, our current reports on Form 8-K, our proxy statements related to our annual stockholders' meetings and any amendment to those reports or statements filed or furnished pursuant to Section 13(a) or 15(d) of the Exchange Act. All such filings are available on the Investor Relations portion of our website free of charge. The contents of our website are not incorporated by reference into this Form 10-K or in any other report, statement or document we file with the SEC.

Item 1A. Risk Factors

You should consider each of the following factors as well as the other information in this Annual Report in evaluating our business and our prospects. The risks and uncertainties described below are not the only ones we face. Additional risks and uncertainties not presently known to us or that we currently consider immaterial may also impair our business operations. If any of the following risks actually occur, our business and financial results could be harmed. In that case, the trading price of our common stock could decline. You should also refer to the other information set forth in this Annual Report, including our financial statements and the related notes.

Risks Related to Our Business

Our industry is intensely competitive, and many of our competitors have greater financial, technical and sales and marketing resources and larger installed customer bases, which could enable them to compete more effectively than we do.

The cyber resiliency market is intensely competitive, highly fragmented and characterized by rapidly changing technology and evolving standards, changing customer requirements and frequent new product introductions. Competitors vary in size and in the scope and breadth of the products and services offered.

The principal competitive factors in our industry include product functionality and integration, platform coverage, ability to scale, price, worldwide sales infrastructure, global technical support, brand recognition and reputation. If we are unable to address these factors, our competitive position could weaken and we could experience a decline in revenues that could adversely affect our business.

It is also costly and time-consuming to change data management systems. Most of our new customers have installed data management systems, which gives an incumbent competitor an advantage in retaining a customer because the incumbent already understands the network infrastructure, user demands and information technology needs of the customer, and because some customers are reluctant to invest the time and money necessary to change vendors.

New competitors entering our markets can have a negative impact on our competitive positioning. In addition, we expect to encounter new competitors as we enter new markets. Furthermore, many of our existing competitors are broadening their operating systems platform coverage. We also expect increased competition from OEMs, including those we partner with, and from systems and network management companies, especially those that have historically focused on the mainframe computer market and have been making acquisitions and broadening their efforts to include data protection products. We expect that competition will increase as a result of future industry consolidation. Increased competition could harm our business by causing, among other things, price reductions of our products, reduced profitability and loss of market share.

We rely on indirect sales channels, such as value-added resellers, systems integrators, corporate resellers, distributors, OEMs, and marketplaces for the distribution of our solutions, and the failure of these channels to effectively sell our solutions could have a material adverse effect on our revenues and results of operations.

We rely significantly on our value-added resellers, systems integrators and corporate resellers, which we collectively refer to as resellers, for the marketing and distribution of our products and services. Resellers are our most significant distribution channel. However, our agreements with resellers are generally not exclusive, are generally renewable annually, typically do not contain minimum sales requirements and in many cases may be terminated by either party without cause. Many of our resellers carry data protection solutions that compete with ours. These resellers may give a higher priority to other software or SaaS applications, including those of our competitors, or may not continue to carry data protection solutions. If a number of resellers were to discontinue or reduce the sales of our products, or were to promote our competitors' products in lieu of our own, it could have a material adverse effect on our future revenues. Events or occurrences of this nature could seriously harm our sales and results of operations. If we fail to manage our resellers successfully, there may be conflicts between resellers or they could fail to perform as we anticipate, including required compliance with the terms and obligations of our agreement, either of which could reduce our sales or impact our reputation in the market. In addition, we expect that a portion of our sales growth will depend upon our ability to identify and attract new resellers. Our competitors also use reseller arrangements and may be more successful in attracting reseller partners and could enter into exclusive relationships with resellers that make it difficult to expand our reseller network. Any failure on our part to maintain and/or expand our network of resellers could impair our ability to grow revenues in the future.

Some of our resellers may, either independently or jointly with our competitors, develop and market solutions that compete with our offerings. If this were to occur, these resellers might discontinue marketing and distributing our solutions. In addition, these resellers would have an advantage over us when marketing their competing products and related services because of their existing customer relationships. The occurrence of any of these events could have a material adverse effect on our revenues and results of operations.

In addition, we have a non-exclusive distribution agreement with Arrow pursuant to which Arrow's primary role is to enable a more efficient and effective distribution channel for our solutions by managing our resellers and leveraging their own industry experience. Arrow accounted for approximately 36% of our total revenues for fiscal 2024 and 37% of our total revenues in both fiscal 2023 and fiscal 2022. If Arrow were to discontinue or reduce the sales of our solutions or if our agreement with Arrow was terminated, and if we were unable to take back the management of our reseller channel or find another distributor to replace Arrow, there could be a material adverse effect on our future business.

Our OEMs sell and integrate our solutions which represents a material portion of our revenues. We have no control over the shipping dates or volumes of systems these OEMs sell and they have no obligation to sell systems incorporating our solutions. They also have no obligation to recommend or offer our solutions exclusively or at all. They have no minimum sales requirements and can terminate our relationship at any time. These OEMs also could choose to develop their own data protection solutions. Our OEM partners compete with one another. If one of our OEM partners views our arrangement with another OEM as competing, it may decide to stop doing business with us. Any material decrease in the volume of sales generated by OEMs could have a material adverse effect on our revenues and results of operations in future periods.

We also sell our solutions via marketplace offerings which enable customers to purchase our solutions through online platforms, typically hosted by a cloud provider. The marketplace allows us to publish an offer which an end user can then purchase directly, or through the assistance of a partner. Similar to our resellers and OEMs, marketplace providers have no obligation to sell or recommend our solutions or offer our solutions exclusively or at all. Sales through the marketplace have not been material to date; however, we anticipate an increase in revenue through this channel. Failure to effectively compete in the marketplace could have a material adverse effect on our revenues and results of operations in future periods.

If the cost for maintenance and support agreements, or our term-based subscription licenses and SaaS arrangements, with our customers is not competitive in the market or if our customers do not renew their agreements either at all, or on terms that are less favorable to us, our business and financial performance might be adversely impacted.

Most of our support and maintenance agreements are for a one-year term and thereafter, we pursue renewal thereof. Historically, such renewals have represented a significant portion of our total revenue. If our customers do not renew their annual maintenance and support agreements either at all, or on terms that are less favorable to us, our business and financial performance might be adversely impacted.

Additionally, a significant amount of our revenues are from term-based software license and SaaS arrangements. The arrangements are typically one to three years in duration. If at the end of the initial term, customers elect to not renew, or they renew terms that are less favorable to us, our business and financial performance might be adversely impacted.

In periods of volatile economic conditions, our exposure to credit risk and payment delinquencies on our accounts receivable significantly increases.

Our outstanding accounts receivables are generally not secured. Our standard terms and conditions permit payment within a specified number of days following the receipt of our solution. Volatile economic conditions, including those related to the wars in Israel and Ukraine and the global response to the conflicts, the COVID-19 pandemic and its variants, or the financial instability of banking institutions could result in our customers and resellers facing liquidity concerns leading to them not being able to satisfy their payment obligations to us, which would have a material adverse effect on our financial condition, operating results and cash flows.

In addition, we have transitioned a more significant percentage of our revenue to subscription, or term-based, arrangements. In these arrangements, our customers may pay for solutions over a period of several years. Due to the potential for extended period of collection, we may be exposed to more significant credit risk.

We develop solutions that interoperate with certain products, operating systems and hardware developed by others, and if the developers of those operating systems and hardware do not cooperate with us or we are unable to devote the necessary resources so that our solutions interoperate with those systems, our development efforts may be delayed or foreclosed and our business and results of operations may be adversely affected.

Our solutions operate primarily on the Windows, UNIX, Linux and Novell Netware operating systems; used in conjunction with Microsoft SQL; and on hardware devices of numerous manufacturers. When new or updated versions of these operating systems, solution applications, and hardware devices are introduced, it is often necessary for us to develop updated versions of our solution applications so that they interoperate properly with these systems and devices. We may not accomplish these development efforts quickly or cost-effectively, and it is not clear what the relative growth rates of these operating systems and hardware will be.

We encounter long sales and implementation cycles, particularly for our larger customers, which could have an adverse effect on the size, timing and predictability of our revenues.

Potential or existing customers, particularly larger enterprise customers, generally commit significant resources to an evaluation of available solutions and require us to expend substantial time, effort and money educating them as to the value of our solutions. Sales often require an extensive education and marketing effort.

We could expend significant funds and resources during a sales cycle and ultimately fail to win the customer. Our sales cycle for all of our products and services is subject to significant risks and delays over which we have little or no control, including:

- our customers' budgetary constraints;
- the timing of our customers' budget cycles and approval processes;
- our customers' willingness to replace their current solutions;
- our need to educate potential customers about the uses and benefits of our solutions; and
- the timing of the expiration of our customers' current agreements for similar solutions.

If our sales cycles lengthen unexpectedly, they could adversely affect the timing of our revenues or increase costs, which may cause fluctuations in our quarterly revenues and results of operations. Finally, if we are unsuccessful in closing sales of our solutions after spending significant funds and management resources, our operating margins and results of operations could be adversely impacted, and the price of our common stock could decline.

We depend on growth in the data protection and cyber resiliency market, and lack of growth or contraction in this market could have a material adverse effect on our sales and financial condition.

Demand for data protection and cyber resilience solutions is linked to growth in the amount of data generated and stored, demand for data retention and management (whether as a result of regulatory requirements or otherwise) demand for and adoption of new backup devices and networking technologies, and ability to respond to and recover from data breaches in a secure environment. Because our solutions are concentrated within the data protection and cyber resiliency market, if the demand for backup and data protection solutions devices declines, our sales, profitability and financial condition would be materially adversely affected.

Furthermore, the data protection and cyber resiliency market is dynamic and evolving. Our future financial performance will depend in large part on continued growth in the number of organizations adopting data protection and cyber resilience solutions for their environments. The market for data protection and cyber resilience solutions may not continue to grow at historic rates, or at all. If this market fails to grow or grows more slowly than we currently anticipate, our sales and profitability could be adversely affected.

Our SaaS offerings require costly and continual infrastructure investments and if these investments do not yield the expected return, our business and financial performance might be adversely impacted.

In order to deliver our SaaS offerings via a cloud-based deployment, we have made and will continue to make capital investments and incur substantial costs to implement and maintain this business model. In addition, as we look to deliver new or different cloud-based services, we are making significant technology investments to deliver new capabilities and advance our software to deliver cloud-native customer experiences. Our revenues

related to SaaS offerings have increased in recent years. If there is a reduction in demand for these services caused by a lack of customer acceptance, technological challenges, weakening economic or political conditions, security or privacy concerns, inability to properly manage such services, competing technologies and products, decreases in corporate spending or otherwise, our financial results and competitive position could suffer. If these investments do not yield the expected return, or we are unable to decrease the cost of delivering our cloud services, our gross margins, overall financial results, business model and competitive position could suffer.

We rely on third-party hosting providers to deliver our SaaS offerings. Therefore, any disruption or interference with our use of these services could adversely affect our business.

Our use of third-party hosting facilities requires us to rely on the functionality and availability of the third parties' services, as well as their data security, which despite our due diligence, may be or become inadequate. Our continued growth depends in part on the ability of our existing and potential customers to use and access our cloud services or our website to download our software within an acceptable amount of time. Third-party service providers operate platforms that we access, and we are vulnerable to their service interruptions. We may experience interruptions, delays, and outages in service and availability due to problems with our third-party service providers' infrastructure. This infrastructure's lack of availability could be due to many potential causes, including technical failures, power shortages, natural disasters, fraud, terrorism, or security attacks that we cannot predict or prevent. Such outages could trigger our service level agreements and the issuance of credits to our customers, which may impact our business and consolidated financial statements.

If we are unable to renew our agreements with our cloud service providers on commercially reasonable terms, an agreement is prematurely terminated, or we need to add new cloud services providers to increase capacity and uptime, we could experience interruptions, downtime, delays, and additional expenses related to transferring to and providing support for these new platforms. Any of the above circumstances or events may harm our reputation and brand, reduce our platforms' availability or usage, and impair our ability to attract new users, any of which could adversely affect our business, financial condition, and results of operations.

We sell a backup appliance which integrates our solution with hardware. If we fail to accurately predict manufacturing requirements and manage our supply chain we could incur additional costs or experience manufacturing delays that could harm our business.

We generally provide forecasts of our requirements to our supply chain partners on a rolling basis. If our forecast exceeds our actual requirements, a supply chain partner may assess additional charges or we may incur costs for excess inventory they hold, each of which could negatively affect our gross margins. If our forecast is less than our actual requirements, the applicable supply chain partner may have insufficient time or components to produce or fulfill our solutions' requirements, which could delay or interrupt manufacturing of our products or fulfillment of orders for our solutions, and result in delays in shipments, customer dissatisfaction, and deferral or loss of revenue. If we fail to accurately predict our requirements, we may be unable to fulfill those orders or we may be required to record charges for excess inventory. Any of the foregoing could adversely affect our business, financial condition or results of operations.

Our complex solutions may contain undetected errors, which could adversely affect not only their performance but also our reputation and the acceptance of our solutions in the market.

Our complex solutions may contain undetected errors or failures, especially when they are made generally available or new versions are released. Despite extensive testing by us and customers, we have discovered errors in our solutions in the past and will do so in the future. As a result of past discovered errors, we experienced delays and lost revenues while we corrected those solutions. In addition, customers in the past have brought to our attention "bugs" in our software created by the customers' unique operating environments, which are often characterized by a wide variety of both standard and non-standard configurations that make pre-release testing very difficult and time consuming. Although we have been able to fix these bugs in the past, we may not always be able to do so. Our solutions may also be subject to intentional attacks by viruses that seek to take advantage of these bugs, errors or other weaknesses. Any of these events may result in the loss of, or delay in, market acceptance of our solutions or damage to our reputation, which would seriously harm our sales, results of operations and financial condition.

Incorrect or improper implementation or use of our data security solutions could result in customer dissatisfaction and harm our business, financial condition, and results of operations.

Our products are deployed by our customers and partners in a wide variety of IT infrastructures, including large-scale, complex technology environments, and we believe our future success will depend, at least in part, on our ability to support such deployments. Implementations of our products may be technically complicated, and it may not be easy to maximize the value of our products without proper implementation, training, and support. Some of our customers have experienced difficulties implementing our products in the past and may experience implementation difficulties in the future. If our customers and partners are unable to implement our products successfully, perceptions of our products may be impaired, our reputation and brand may suffer, or customers may choose not to renew their subscriptions or purchase additional products from us.

Any failure by customers or partners to appropriately implement our products could result in customer dissatisfaction, impact the perceived reliability of our products, result in negative press coverage, negatively affect our reputation, and harm our business, financial condition, and results of operations.

We may not receive significant revenues from our current research and development efforts for several years, if at all.

Developing software and technology is expensive, and the investment in product development may involve a long payback cycle. Our research and development expenses were \$132.3 million, or 16% of our total revenues in fiscal 2024, \$141.8 million, or 18% of our total revenues in fiscal 2023 and \$153.6 million, or 20% of our total revenues in fiscal 2022. We believe that we must continue to dedicate a significant amount of resources to our research and development efforts to maintain our competitive position. However, we may not recognize significant revenues from these investments for several years, if at all.

Our ability to sell our solutions is highly dependent on the quality of our customer support and professional services, and failure to offer high quality customer support and professional services would have a material adverse effect on our sales and results of operations.

Our services include the assessment and design of solutions to meet our customers' storage management requirements and the efficient installation and deployment of our software applications based on specified business objectives. Further, once our software applications are deployed, our customers depend on us to resolve issues relating to our software applications. A high level of service is critical for the successful marketing and sale of our software. If we or our partners do not effectively install or deploy our applications, or succeed in helping our customers quickly resolve post-deployment issues, it would adversely affect our ability to sell software products to existing customers and could harm our reputation with prospective customers. As a result, our failure to maintain high quality support and professional services would have a material adverse effect on our sales of software applications and results of operations.

We implemented a restructuring plan in fiscal 2024, which we cannot guarantee will achieve its intended results.

In fiscal 2024, we initiated a restructuring plan to enhance customer satisfaction, optimize operational efficiency, and align our customer experience functions with our strategic goals. We cannot guarantee the restructuring plan will achieve its intended results. Risks associated with this restructuring plan also include additional unexpected costs, adverse effects on employee morale and the failure to meet operation and growth targets due to the loss of key employees, any of which may impair our ability to achieve anticipated results of operations or otherwise harm our business.

We are subject to several local, state, federal and foreign laws and regulations regarding privacy and data protection, and any actual or perceived failure by us to comply with such laws and regulations could adversely affect our business.

We are currently subject, and may become further subject, to local, state, federal and foreign laws and regulations regarding the privacy and protection of personal data or other potentially sensitive information. In the United States, federal, state, and local governments have enacted numerous data privacy security laws, including data breach notification laws, data privacy laws, consumer protection laws, and other similar laws. For example, the California Consumer Privacy Act of 2018, as amended by the California Privacy Rights Act of 2020 (collectively, the "CCPA"), imposes obligations on certain businesses to provide specific disclosures in privacy notices and grants California residents certain rights related to their personal data. The CCPA imposes statutory fines for noncompliance (up to \$7,500 per violation). Other states have enacted or proposed similar laws. These developments may increase legal risk and compliance costs for us and our customers.

Outside the United States, an increasing number of laws, regulations, and industry standards govern data privacy and security. For example, the European Union's ("E.U.") General Data Protection Regulation ("E.U. GDPR"), and the United Kingdom's ("U.K.") GDPR ("U.K. GDPR"), impose strict requirements for processing the personal data of individuals. Violations of these obligations carry significant potential consequences. For example, under the E.U. GDPR, government regulators may impose temporary or definitive bans on processing, as well as fines of up to €20 million or 4% of the annual global revenue, whichever is greater. Additionally, new and emerging data privacy regimes may be applicable in Asia, including India's Digital Personal Data Protection Act, China's Personal Information Protection Law, Japan's Act on the Protection of Personal Information, and Singapore's Personal Data Protection Act.

In addition, as a technology provider, our customers expect us to demonstrate compliance with current data privacy laws and further make contractual commitments and implement processes to enable the customer to comply with their own obligations under data privacy laws, and our actual or perceived inability to do so may adversely impact sales of our products and services, particularly to customers in highly regulated industries.

Our actual or perceived failure to comply with laws, regulations, contractual commitments, or other actual or asserted obligations, including certain industry standards, regarding personal information, or other confidential information of individuals could lead to costly legal action, brand and reputational damage, significant liability, inability to process data, and decreased demand for our services, which could adversely affect our business. In addition, any security breach that results in the release of, or unauthorized access to, personal information, or other confidential information of individuals could subject us to incident response, notice and remediation costs. Failure to safeguard data adequately or to destroy data securely could subject us to regulatory investigations or enforcement actions under applicable data security, unfair practices or consumer protection laws which could have an adverse effect on our business, financial condition or operating results. The scope and interpretation of these laws could change and the associated burdens and our compliance costs could increase in the future.

A portion of our revenue is generated by sales to government entities, which are subject to a number of challenges and risks.

Sales to global federal, state, and local governmental agencies account for a portion of our revenue, and we may in the future increase sales to government entities. This customer base experiences budgetary constraints or shifts in spending priorities regularly which may adversely affect sales of our solutions to government entities.

Selling to government entities can be highly competitive, expensive and time consuming, often requiring significant upfront time and expense without any assurance that we will successfully sell our solutions. Government entities may require contract terms that differ from our standard terms and conditions including termination rights favorable for the customer, audit rights, and maintenance of certain security clearances for facilities and employees which can entail administrative time and effort resulting in costs and delays. Government demand for our solutions may be more volatile as they are affected by stringent regulations, public sector budgetary cycles, funding authorizations, and the potential for funding reductions or delays, making the time to close such transactions more difficult to predict.

Changes in senior management or key personnel could cause disruption in the Company and have a material effect on our business.

We have had, and could have, changes in senior management which could be disruptive to management and operations of the Company and could have a material effect on our business, operating results and financial conditions. Turnover at the senior management level may create instability within the Company, which could impede the Company's day-to-day operations. Such instability could impede our ability to fully implement our business plan and growth strategy, which would harm our business and prospects.

We rely on our key personnel to execute our existing business operations and identify and pursue new growth opportunities. The loss of key employees could result in significant disruptions to our business, and the integration and training of replacement personnel could be costly, time consuming, cause additional disruptions to our business and be unsuccessful.

We have engaged, and may continue to engage, in strategic acquisitions or transactions, which could have a material adverse effect on our business, results of operations, financial condition and cash flows.

Acquisitions involve a number of risks, including diversion of management's attention, ability to finance the acquisition on attractive terms, failure to retain key personnel or valuable customers, legal liabilities, the need to amortize acquired intangible assets, and intellectual property ownership and infringement risks, any of which could have a material adverse effect on our business, results of operations, financial condition and cash flows. Any additional future acquisitions may also result in the incurrence of indebtedness or the issuance of additional equity securities.

We could also experience financial or other setbacks if transactions encounter unanticipated problems, including problems related to governmental approval, execution, integration or underperformance relative to prior expectations. Acquisitions may not result in long-term benefits to us or we may not be able to further develop the acquired business in the manner we anticipated.

Following the completion of acquisitions, we may have to rely on the seller to provide administrative and other support, including financial reporting and internal controls, and other transition services to the acquired business for a period of time. There can be no assurance that the seller will do so in a manner that is acceptable to us.

Actual or threatened public health crises could adversely affect our business in a material way.

As a global company, with employees and customers located around the world in a variety of industries, our performance may be impacted by public health crises, including the COVID-19 pandemic and its variants, which has caused global economic uncertainty. The emergence of a public health threat could pose the risk that our employees, partners, and customers may be prevented from conducting business activities at full capacity for an indefinite period, due to the spread of the disease or suggested or mandated by governmental authorities. Moreover, these conditions can affect the rate of information technology spending and may adversely affect our customers' willingness to purchase our solutions, delay prospective customers' purchasing decisions, reduce the value or duration of their contracts, cause our customers to request concessions including extended payment terms or better pricing, or affect attrition rates, all of which could adversely affect our future sales and operating results. The global spread of COVID-19 has created significant uncertainty, and economic disruption. We have undertaken measures to protect our employees, partners, and customers, including allowing our employees to work remotely; however, there can be no assurance that these measures will be sufficient or that we can implement them without adversely affecting our business operations.

Borrowing against our revolving credit facility could adversely affect our operations and financial results.

We have a \$100 million revolving credit facility. As of March 31, 2024, there were no borrowings under the credit facility. If we were to borrow substantially against this facility the indebtedness could have adverse consequences, including:

- requiring us to devote a portion of our cash flow from operations to payments of indebtedness, which would reduce the availability of cash flow to fund working capital requirements, capital expenditures and other general purposes;
- limiting our flexibility in planning for, or reacting to, general adverse economic conditions or changes in our business and the industry in which we operate in;
- placing us at a competitive disadvantage compared to our competitors that have less debt; and
- limiting our ability to fund potential acquisitions.

The credit facility also contains financial maintenance covenants, including a leverage ratio and interest coverage ratio, and customary events of defaults. Failure to comply with these covenants could result in an event of default, which, if not cured or waived, could accelerate our repayment obligations. For further discussion on our revolving credit facility, see Note 16 of the notes to the consolidated financial statements.

Risks Related to our International Operations

If we are unable to effectively manage certain risks and challenges related to our India operations, our business could be harmed.

Our India operations are a key factor to our success. We believe that our significant presence in India provides certain important advantages for our business, such as direct access to a large pool of skilled professionals and assistance in growing our business internationally. However, it also creates certain risks that we must effectively manage. As of March 31, 2024, we had 1,037 employees located in India. Wage costs differentiate depending on regions throughout the world. Wages in India are increasing at a faster rate than in the many other countries, including the United States. These increases could result in us incurring increased costs for technical professionals and reduced margins. There is intense competition in India for skilled technical professionals, and we expect such competition to increase. As a result, we may be unable to cost-effectively retain our current employee base in India or hire additional new talent. In addition, India has experienced significant inflation, low growth in gross domestic product and shortages of foreign exchange. India also has experienced civil unrest and has been involved in conflicts with neighboring countries. The occurrence of any of these circumstances could result in disruptions to our India operations, which, if continued for an extended period of time, could have a material adverse effect on our business.

In recent years, India's government has adopted policies that are designed to promote foreign investment, including significant tax incentives, relaxation of regulatory restrictions, liberalized import and export duties and preferential rules on foreign investment and repatriations. These policies may not continue. If we are unable to effectively manage any of the foregoing risks related to our India operations, our development efforts could be impaired, our growth could be slowed and our results of operations could be negatively impacted.

Volatility in the global economy could adversely impact our continued growth, results of operations and our ability to forecast future business.

As a global company, we have become increasingly subject to the risks arising from adverse changes in domestic and global economic and political conditions. Uncertainty in the macroeconomic environment and associated global economic conditions have resulted in volatility in credit, equity, debt and foreign currency markets.

These global economic conditions can result in slower economic activity, decreased consumer confidence, reduced corporate profits and capital spending, inflation, adverse business conditions and liquidity concerns. There has also been increased volatility in foreign exchange markets. These factors make it difficult for our customers, our vendors and us to accurately forecast and plan future business activities. These factors could cause customers to slow or defer spending on our solutions, which would delay and lengthen sales cycles and negatively affect our results of operations. If such conditions deteriorate or if the pace of economic recovery is slower or more uneven, our results of operations could be adversely affected, we may not be able to sustain the growth rates we have experienced recently, and we could fail to meet the expectations of stock analysts and investors, which could cause the price of our common stock to decline.

We continue to invest in our business internationally where there may be significant risks with overseas investments and growth prospects. Increased volatility or declines in the credit, equity, debt and foreign currency markets in these regions could cause delays in or cancellations of orders. Deterioration of economic conditions in the countries in which we do business could also cause slower or impaired collections on accounts receivable.

We may experience fluctuations in foreign currency exchange rates that could adversely impact our results of operations.

Our international sales are generally denominated in foreign currencies, and this revenue could be materially affected by currency fluctuations. Our primary exposure is to fluctuations in exchange rates for the U.S. dollar versus the Euro and, to a lesser extent, the Australian dollar, British pound sterling, Canadian dollar, Chinese yuan, Indian rupee, Korean won and Singapore dollar. Changes in currency exchange rates could adversely affect our reported revenues and could require us to reduce our prices to remain competitive in foreign markets, which could also have a material adverse effect on our results of operations. An unfavorable change in the exchange rate of foreign currencies against the U.S. dollar would result in lower revenues when translated into U.S. dollars, although operating expenditures would be lower as well.

In recent fiscal years, we have selectively hedged our exposure to changes in foreign currency exchange rates on the balance sheet. In the future, we may enter into additional foreign currency-based hedging contracts to

reduce our exposure to significant fluctuations in currency exchange rates on the balance sheet, although there can be no assurances that we will do so. However, as our international operations grow, or if dramatic fluctuations in foreign currency exchange rates continue or increase or if our hedging strategies become ineffective, the effect of changes in the foreign currency exchange rates could become material to revenue, operating expenses, and income.

Our international sales and operations are subject to factors that could have an adverse effect on our results of operations.

We have significant sales and services operations outside the United States and derive a substantial portion of our revenues from these operations. We generated approximately 48% and 47% of our revenues from outside the United States in fiscal 2024 and fiscal 2023, respectively. International revenue increased 9% in fiscal 2024 compared to fiscal 2023. Expansion of our international operations will require a significant amount of attention from our management and substantial financial resources and might require us to add qualified management in these markets.

In addition to facing risks similar to the risks faced by our domestic operations, our international operations are also subject to risks related to the differing legal, political, social and regulatory requirements and economic conditions of many countries, including:

- adverse effects in economic conditions in the countries in which we operate related specifically to the wars in Israel and Ukraine, the COVID-19 pandemic and the governmental regulations put in place as a result of the virus, and the financial instability of banking institutions;
- difficulties in staffing and managing our international operations;
- foreign countries may impose additional withholding taxes or otherwise tax our foreign income, impose tariffs or adopt other restrictions on foreign trade or investment, including currency exchange controls;
- difficulties in coordinating the activities of our geographically dispersed and culturally diverse operations;
- general economic conditions in the countries in which we operate, including seasonal reductions in business activity in the summer months in Europe and in other periods in other countries, could have an adverse effect on our earnings from operations in those countries;
- imposition of, or unexpected adverse changes in, foreign laws or regulatory requirements may occur, including those pertaining to sanctions, export restrictions, privacy and data protection, trade and employment restrictions and intellectual property protections;
- longer payment cycles for sales in foreign countries and difficulties in collecting accounts receivable;
- competition from local suppliers;
- greater risk of a failure of our employees and partners to comply with both U.S. and foreign laws, including antitrust regulations, the U.S. Foreign Corrupt Practices Act, the U.K. Bribery Act of 2010, and any trade regulations ensuring fair trade practices;
- costs and delays associated with developing solutions in multiple languages; and
- political unrest, war or acts of terrorism.

Our business in emerging markets requires us to respond to rapid changes in market conditions in those markets. Our overall success in international markets depends, in part, upon our ability to succeed in differing legal, regulatory, economic, social and political conditions. We may not continue to succeed in developing and implementing policies and strategies that will be effective in each location where we do business. The occurrence of any of the foregoing factors may have a material adverse effect on our business and results of operations.

Risks Related to Technology and Security

We may be subject to IT system failures, network disruptions, cybersecurity incidents and breaches in data security.

IT system failures, network disruptions, cybersecurity incidents and breaches of data security could disrupt our operations by causing delays or cancellation of customer orders, impeding the delivery of our solutions, negatively affecting customer support or professional services, preventing the processing of transactions and reporting of financial results, and disturbing our enterprise resource planning system. IT system failures, network disruptions, cybersecurity incidents and breaches of data security could also result in the unintentional disclosure of customer or our information as well as damage our reputation. There can be no assurance that a system failure, network disruption, cybersecurity incident or data security breach will not have a material adverse effect on our financial condition and operating results. Cybersecurity breaches or incidents and other exploited security vulnerabilities could subject us to significant costs and third-party liabilities, result in improper disclosure of data and violations of applicable privacy and other laws, require us to change our business practices, cause us to incur significant remediation costs, lead to loss of customer confidence in, or decreased use of our products and services, damage our reputation, divert the attention of management from the operation of our business, result in significant compensation or contractual penalties from us to our customers and their business partners as a result of losses to or claims by them, or expose us to litigation, regulatory investigations, and significant fines and penalties.

Bad actors regularly attempt to gain unauthorized access to our IT systems, and many such attempts are increasingly sophisticated. These attempts, which might be related to industrial, corporate or other espionage, criminal hackers or state-sponsored intrusions, include trying to covertly introduce malware or ransomware to our environments and impersonating authorized users.

Third-party service providers that we may rely on to back up and process our confidential information may also be subject to similar threats. Such threats could result in the misappropriation, theft, misuse, disclosure, loss or destruction of the technology, intellectual property, or the proprietary, confidential or personal information, of us or our employees, customers, licensees, suppliers or partners, as well as damage to or disruptions in our IT systems. These threats are constantly evolving, increasing the difficulty of successfully defending against them or implementing adequate preventative measures. We seek to detect and investigate all cybersecurity incidents and to prevent their recurrence, but attempts to gain unauthorized access to our IT systems or other attacks may be successful, and in some cases, we might be unaware of an incident or its magnitude and effects.

In addition, any failure to successfully implement new information systems and technologies, or improvements or upgrades to existing information systems and technologies in a timely manner could adversely impact our business, internal controls, results of operations, and financial condition.

We may not be successful in our initiatives that utilize AI, which could adversely affect our business, reputation, or financial results.

There are significant risks involved in utilizing AI and no assurance can be provided that such usage will enhance our business or assist our business in being more efficient or profitable. Known risks currently include accuracy, bias, toxicity, intellectual property infringement or misappropriation, data privacy, and cybersecurity and data provenance. In addition, AI may have errors or inadequacies that are not easily detectable. For example, certain AI may utilize historical data in its analytics. To the extent that such historical data is not indicative of the current or future conditions, or models fail to filter biases in the underlying data or collection methods, such AI usage may lead us to make determinations on behalf of our business, recommendations to our clients, or developments to our products and services, in each case, that may have an adverse effect on our business and financial results. If AI models are incorrectly designed or the data used to train them is overbroad, incomplete, inadequate or biased in some way, our use may inadvertently reduce our efficiency or cause unintentional or unexpected outputs that are incorrect, do not match our business goals, do not comply with our policies or interfere with the performance of our products and services, business and reputation.

AI is a complex and rapidly evolving regulatory landscape. The use of AI may increase intellectual property, cybersecurity and data protection, operational and technological risks, and our related efforts may result in new or enhanced governmental or regulatory scrutiny, litigation, ethical concerns, or other complications that could adversely affect our business, reputation, or financial results or subject us to legal liability. In particular, technologies underlying AI and their use cases are subject to a variety of laws, including intellectual property, cybersecurity and data protection, consumer protection and equal opportunity laws. If we do not have sufficient rights to use the data on which these models rely, we may incur liability through the violation of such laws, third-party privacy or other

rights or contracts to which we are a party. Changes in laws, rules, directives and regulations may adversely affect the ability of our business to develop and use AI.

We may also market our own products as containing AI features. Some of our customers, especially those in highly regulated industries, may be reluctant or unwilling to adopt such AI features which could reduce or delay customer adoption.

Any of these factors could adversely affect our business, reputation, or financial results or subject us to legal liability.

If we fail to adapt and respond effectively to rapidly changing technology, evolving industry standards, changing regulations, or to changing customer needs, requirements, or preferences, our products may become less competitive.

Our ability to attract new users and customers and increase revenue from existing customers depends in large part on our ability to enhance, improve, and differentiate our products, increase adoption and usage of our products, and introduce new products and capabilities. The market in which we compete is subject to rapid technological change, evolving industry standards, and changing regulations, as well as changing customer needs, requirements, and preferences. The success of our business will depend, in part, on our ability to adapt and respond effectively to these changes on a timely basis. If we are unable to enhance our products and keep pace with rapid technological change, or if new technologies emerge that are able to deliver competitive products at lower prices, more efficiently, more conveniently, or more securely than our products, our business, financial condition, and results of operations could be adversely affected.

Risks Related to Legal Matters

We have been, and may in the future become, involved in litigation that may have a material adverse effect on our business.

From time to time, we may become involved in various other legal proceedings relating to matters incidental to the ordinary course of our business, including intellectual property, commercial, product liability, employment, class action, whistleblower and other litigation and claims, and governmental and other regulatory investigations and proceedings. Such matters can be time-consuming, divert management's attention and resources and cause us to incur significant expenses. Furthermore, because litigation is inherently uncertain, there can be no assurance that the results of any of these actions will not have a material adverse effect on our business, results of operations or financial condition.

Risks Related to Tax and Accounting

Our effective tax rate is difficult to project, and changes in such tax rate or adverse results of tax examinations could adversely affect our operating results.

We are a U.S.-based multinational company subject to tax in multiple U.S. and foreign tax jurisdictions. Our results of operations would be adversely affected to the extent that our geographical mix of income becomes more weighted toward jurisdictions with higher tax rates and would be favorably affected to the extent the relative geographic mix shifts to lower tax jurisdictions. Any change in our mix of earnings is dependent upon many factors and is therefore difficult to predict.

The process of determining our anticipated tax liabilities involves many calculations and estimates that are inherently complex and make the ultimate tax obligation determination uncertain. As part of the process of preparing our consolidated financial statements, we are required to estimate our income taxes in each of the jurisdictions in which we operate prior to the completion and filing of tax returns for such periods. These estimates involve complex issues, require extended periods of time to resolve, and require us to make judgments, such as anticipating the outcomes of audits with tax authorities and the positions that we will take on tax returns prior to our actually preparing the returns. In the normal course of business, we are subject to examination by taxing authorities throughout the world. The final determination of tax audits and any related litigation could be materially different from our historical tax provisions and accruals. For further discussion on income taxes, see Note 11 of the notes to the consolidated financial statements.

Furthermore, our overall effective income tax rate and tax expenses may be affected by various factors in our business, including changes in our entity structure, geographic mix of income and expenses, tax laws, and variations in the estimated and actual level of annual profits before income tax.

Our reported financial results may be adversely affected by changes in accounting principles generally accepted in the United States.

Generally accepted accounting principles in the United States are subject to interpretation by the Financial Accounting Standards Board, the SEC, and various bodies formed to promulgate and interpret appropriate accounting principles. A change in these principles or interpretations could have a significant effect on our reported financial results, and may even affect the reporting of transactions completed before the announcement or effectiveness of a change.

Risks Related to our Common Stock

Goodwill represents a portion of our assets and any impairment of these assets could negatively impact our results of operations.

At March 31, 2024, our goodwill was approximately \$127.8 million, which represented approximately 14% of our total assets. We test goodwill for impairment at least annually at the reporting unit level, or more often if an event occurs or circumstances change that would more likely than not reduce the fair value of its carrying amount. This qualitative assessment requires us to assess and make judgments regarding a variety of factors which impact the fair value of the reporting unit or asset being tested, including business plans, anticipated future cash flows, economic projections and other market data. Because there are inherent uncertainties involved in these factors, significant differences between these estimates and actual results could result in future impairment charges and could materially impact our future financial results. For additional information on our goodwill impairment testing, see Note 2 of the notes to the consolidated financial statements. Any future impairment of this asset could have a material adverse effect on our results of operations, which may adversely affect the market price of our common stock.

Impairment charges of long-lived assets, including assets held for sale, could adversely affect our financial condition and results of operations.

We review our long-lived assets for impairment whenever events or changes in circumstances indicate that the carrying amount of the assets may not be fully recoverable. In January 2023, we entered into an exclusive agreement to sell our owned corporate headquarters and reclassified the assets as held for sale. As a result, we evaluated the carrying value of our long-lived assets related to the property and determined that the carrying value of those assets may not be fully recoverable, and as such, recorded an impairment charge of \$53.5 million in the fourth quarter of fiscal 2023. As of March 31, 2024, the sale has not yet been finalized and the exclusivity of the agreement has expired. We are continuing to market the building for sale and expect the transaction to be completed within calendar year 2024. While classified as held for sale, we may need to reassess the fair value of the building at each of our reporting periods and determine whether the carrying value is recoverable. If the carrying value is not deemed to be recoverable based on current market conditions, we may be required to record additional impairment charges in the future. In addition, if certain events or changes in circumstances arise, such as being unable to sell the building within a reasonable timeframe or if selling the building would result in a negative economic future state, we may need to reclassify the building from “assets held for sale” to “assets held and used,” and record a cumulative catch-up on the depreciable assets, which may have a material impact on our operating results and could impact the market price of our common stock. See Note 5 of the notes to the consolidated financial statements for additional information on our assets held for sale.

We may experience a decline in revenues or volatility in our quarterly operating results, which may adversely affect the market price of our common stock.

We cannot predict our future quarterly revenues or operating results with certainty because of many factors outside of our control. A significant revenue or profit decline, lowered forecasts or volatility in our operating results could cause the market price of our common stock to decline substantially. Factors that could affect our revenues and operating results include the following:

- the unpredictability of the timing and magnitude of orders for our solutions, particularly transactions greater than \$100,000, as a majority of our quarterly revenues were earned and recorded near the end of each quarter;
- failure to develop substantial sales pipeline for our products;
- failure to attract new customers and expand sales to our existing customers, including by effectively marketing and pricing our products;
- the possibility that our customers may cancel, defer or limit purchases as a result of reduced information technology budgets;
- the possibility that our customers may defer purchases of our solutions in anticipation of new solutions or updates from us or our competitors;
- the ability of our OEMs and resellers to meet their sales objectives;
- market acceptance of our new solutions and enhancements;
- our ability to control expenses;
- changes in our pricing, packaging and distribution terms or those of our competitors; and
- the demands on our management, sales force and customer services infrastructure as a result of the introduction of new solutions or updates.

Our expense levels are relatively fixed and are based, in part, on our expectations of future revenues. If revenue levels fall below our expectations and we are profitable at the time, our net income would decrease because only a small portion of our expenses varies with our revenues. Therefore, any significant decline in revenues for any period could have an immediate adverse impact on our results of operations for that period. We believe that period-to-period comparisons of our results of operations should not be relied upon as an indication of future performance. Our results of operations could be below expectations of public market analysts and investors in future periods which would likely cause the market price of our common stock to decline.

The price of our common stock may be highly volatile and may decline regardless of our operating performance.

The market price of our common stock could be subject to significant fluctuations in response to:

- variations in our quarterly or annual operating results;
- changes in financial estimates, treatment of our tax assets or liabilities or investment recommendations by securities analysts following our business or our competitors;
- the public's response to our press releases, rumors, our other public announcements and our filings with the SEC;
- changes in accounting standards, policies, guidance or interpretations or principles;
- sales of common stock by our directors, officers and significant stockholders;
- announcements of technological innovations or enhanced or new products by us or our competitors;
- our failure to achieve operating results consistent with securities analysts' projections;
- the operating and stock price performance of other companies that investors may deem comparable to us;
- broad market and industry factors, including financial instability of banking institutions; and
- other events or factors, including those resulting from war, incidents of terrorism or responses to such events.

The market prices of data protection solutions companies have been extremely volatile. Stock prices of many of those companies have often fluctuated in a manner unrelated or disproportionate to their operating performance. In the past, following periods of market volatility, stockholders have often instituted securities class

action litigation. Securities litigation could have a substantial cost and divert resources and the attention of management from our business.

Although we believe we currently have adequate internal control over financial reporting, we are required to assess our internal control over financial reporting on an annual basis, and any future adverse results from such assessment could result in a loss of investor confidence in our financial reports and have an adverse effect on our stock price.

Management has assessed that our internal control over financial reporting is effective and lacks any material weaknesses. Such assessment is made through subjective judgment of our management that may be open to interpretation. The effectiveness of our internal control in the future is subject to the risk that such internal controls may become inadequate. In the future, if we fail to timely complete this assessment, or if our independent auditors are unable to express an opinion on the effectiveness of our internal controls, there may be a loss of public confidence in our financial reporting, the market price of our stock could decline and we could be subject to regulatory sanctions or investigations by the Nasdaq Stock Market, the SEC or other regulatory authorities, which would require additional financial and management resources. Any failure to implement required new or improved controls, or difficulties encountered in their implementation, could harm our operating results or cause us to fail to timely meet our regulatory reporting obligations.

Certain provisions of our certificate of formation and our amended and restated bylaws or Delaware law could prevent or delay a potential acquisition of control of our Company, which could decrease the trading price of our common stock.

Our certificate of formation, amended and restated bylaws and the laws in the State of Delaware contain provisions that are intended to deter coercive takeover practices and inadequate takeover bids by making such practices or bids unacceptably expensive to the prospective acquirer and to encourage prospective acquirers to negotiate with our Board of Directors rather than to attempt a hostile takeover. Delaware law also imposes restrictions on mergers and other business combinations between us and any holder of 15% or more of our outstanding common stock.

We believe that these provisions protect our shareholders from coercive or otherwise unfair takeover tactics by effectively requiring those who seek to obtain control of the Company to negotiate with our Board of Directors and by providing our Board of Directors with more time to assess any acquisition of control. However, these provisions could apply even if an acquisition of control of the Company may be considered beneficial by some shareholders and could delay or prevent an acquisition of control that our Board of Directors determines is not in the best interests of our Company and our shareholders.

General Risks

Our business could be materially and adversely affected as a result of natural disasters, terrorism or other catastrophic events.

Any economic failure or other material disruption caused by war, climate change or natural disasters, including fires, floods, hurricanes, earthquakes, and tornadoes; power loss or shortages; environmental disasters; telecommunications or business information systems failures or similar events could also adversely affect our ability to conduct business. If such disruptions result in cancellations of customer orders or contribute to a general decrease in economic activity or corporate spending on IT, or impair our ability to meet our customer demands, our operating results and financial condition could be materially adversely affected.

There is also an increasing concern over the risks of climate change and related environmental sustainability matters. In addition to physical risks, climate change risk includes longer-term shifts in climate patterns, such as extreme heat, sea level rise, and more frequent and prolonged drought. Such events could disrupt our operations or those of our customers or third parties on which we rely, including through direct damage to assets and indirect impacts from supply chain disruption and market volatility.

Our business may be adversely affected by the impact of the wars in Israel and Ukraine and a widespread outbreak of contagious diseases, including the COVID-19 pandemic and its variants. These events may cause us or our customers to temporarily suspend operations and could adversely affect the economies and financial markets of many countries, resulting in an economic downturn that could affect demand for our solutions, our ability to collect against existing trade receivables and our operating results.

We currently, and may in the future, have assets held at financial institutions that may exceed the insurance coverage offered by the Federal Deposit Insurance Corporation (“FDIC”), the loss of which would have a severe negative affect on our operations and liquidity.

We may maintain our cash assets at financial institutions in the U.S. in amounts that may be in excess of the FDIC insurance limit of \$250,000. Actual events involving limited liquidity, defaults, non-performance or other adverse developments that affect financial institutions, transactional counterparties or other companies in the financial services industry or the financial services industry generally, or concerns or rumors about any events of these kinds or other similar risks, have in the past and may in the future lead to market-wide liquidity problems. In the event of a failure or liquidity issues of or at any of the financial institutions where we maintain our deposits or other assets, we may incur a loss to the extent such loss exceeds the FDIC insurance limitation, which could have a material adverse effect upon our liquidity, financial condition and our results of operations.

Similarly, if our customers or partners experience liquidity issues as a result of financial institution defaults or non-performance where they hold cash assets, their ability to pay us may become impaired and could have a material adverse effect on our results of operations, including the collection of accounts receivable and cash flows.

Item 1B. Unresolved Staff Comments

None.

Item 1C. Cybersecurity

Risk Management and Strategy

Commvault has established a cybersecurity program for the benefit of the company, our customers, partners and stockholders. The cybersecurity program includes policies, processes and practices that are designed to assess, identify and manage material risks from cybersecurity threats and is integrated into our enterprise risk management program. Led by the Chief Information Security Officer (“CISO”), Commvault’s cybersecurity program leverages the National Institute of Standards and Technology (“NIST”) Cybersecurity Framework, with the primary objective of securing systems and data from cyber threats. We procure security technologies, consistently work to mature our cybersecurity program, and partner with security service providers. We have established a Security Incident Response Plan (“SIRP”) which outlines our processes for incident preparation, detection, analysis, containment, eradication, and post-incident analysis. In addition to the SIRP, we maintain a Crisis Management Plan to organize roles and responsibilities in the event of a crisis, a Disaster Recovery Plan to provide guidance in the recovery of systems following an outage, and a Business Continuity Plan to identify alternative means of conducting business in the event of business disruption. We partner with third parties to enhance monitoring and response capabilities and facilitate readiness activities including tabletop exercises and penetration testing. All employees are required to undergo annual security awareness training on current and potential cybersecurity threats and report suspicious activity. We also assess third-party service provider cybersecurity controls through a risk assessment questionnaire and include security and privacy terms in contracts as appropriate.

Commvault maintains a variety of third-party certifications and undergoes annual assessments for SOC 2 Type 2, ISO 27001, HIPAA, CJIS, and PCI DSS. In support of these certifications and assessments, our products also undergo security testing. Annually, internal auditors complete a risk assessment of specific business operations like privacy and sanctions compliance or travel & expense policy compliance, identify areas of heightened risk, and conduct dedicated audit engagements at the direction of Management. The findings, observations, and recommendations from these engagements are shared with Management and the Audit Committee, as appropriate.

To date, Commvault is not aware of any cybersecurity incidents that have materially affected Commvault’s financial condition or business operations. Given the increasingly complex and sophisticated cyber threat landscape, we try to be vigilant to predict and prevent attacks. Commvault has prioritized cyber resilience measures and leverages governance processes and procedures to mitigate potential business impacts if and when an adverse event occurs. Although no material impacts have been recorded to date, IT system failures, network disruptions, cybersecurity incidents, and data breaches could adversely impact our business, internal controls, results of operations, and financial condition.

For additional description of cybersecurity risks and potential related impacts on Commvault, refer to the risk factor captioned “Risks Related to Technology and Security – We may be subject to IT system failures, network disruptions, cybersecurity incidents and breaches in data security” in Part 1, Item 1A. “Risk Factors.”

Governance

Commvault's Board of Directors (the "Board") provides oversight of Commvault's enterprise risk management strategy, which includes risks from cybersecurity threats. The Audit Committee of the Board of Directors receives quarterly briefings on the cybersecurity program from the CISO and briefings on the Enterprise Risk Management Committee ("ERMC") and Cybersecurity Oversight Team ("CSOT") from the Chief Legal and Compliance Officer ("CLCO"). The Board is kept apprised of cybersecurity updates through quarterly, or as needed, reporting from the Audit Committee Chair and annual, or as needed, reporting directly to the Board from the CISO.

Commvault's Management, including the CEO, CFO, CLCO, CISO, Chief Information Officer ("CIO"), and Senior Vice President of Engineering, is responsible for our cybersecurity risk management strategy, operational decision-making, and incident preparedness and response. The current CISO holds a Bachelor of Science in Information Technology, industry certifications such as CISSP, CISA, CISM, is affiliated with various CISO professional working groups, and has over twenty-five years of experience in information security, compliance, technology, and program management across financial, telecommunications, audit, healthcare, retail, and professional services organizations. Management ensures cybersecurity risks are communicated through the establishment of the ERMC and the CSOT and regular, or as needed, reporting to the Audit Committee and the Board. The ERMC is responsible for the implementation, maintenance, and execution of our enterprise risk management program. The ERMC meets quarterly, or as needed, to assess, consider, and manage material risks including cybersecurity threats across the business. The CSOT is responsible for the significant operational decisions in the event of an active cybersecurity incident. The CSOT meets as needed, with the Audit Committee Chair as an optional attendee, to provide counsel and foster productive communication between Management and the Board.

Item 2. Properties

Our principal administrative, sales, marketing, customer support and research and development facility is located at our owned corporate headquarters in Tinton Falls, New Jersey. In January 2023, we entered into an exclusive agreement to sell the property. The exclusivity expired in January 2024 and we are currently marketing the corporate headquarters for sale. We believe the sale will be completed in calendar year 2024. Upon closing of the transaction, we intend to enter into a lease for a portion of the premises.

In addition, we have offices in the United States in Florida and Texas; and outside the United States in Australia, Belgium, Brazil, Canada, China, Denmark, France, Germany, India, Israel, Italy, Japan, Malaysia, Netherlands, Saudi Arabia, Singapore, South Africa, South Korea, Spain, Switzerland, Taiwan, United Arab Emirates, and United Kingdom.

Item 3. Legal Proceedings

From time to time, we are subject to claims in legal proceedings arising in the normal course of business. We do not believe that we are currently party to any pending legal action that could reasonably be expected to have a material adverse effect on our business or operating results.

Item 4. Mine Safety Disclosures

Not Applicable.

PART II

Item 5. *Market for Registrant's Common Equity, Related Stockholder Matters and Issuer Purchases of Equity Securities*

Market for our Common Stock

Our common stock is listed and traded on The Nasdaq Stock Market under the symbol "CVLT".

Stockholders

As of May 9, 2024, there were approximately 41 holders of our common stock. The number of record holders does not represent the actual number of beneficial owners of shares of our common stock because shares are frequently held in street name by securities dealers and others for the benefit of individual owners who have the right to vote their shares.

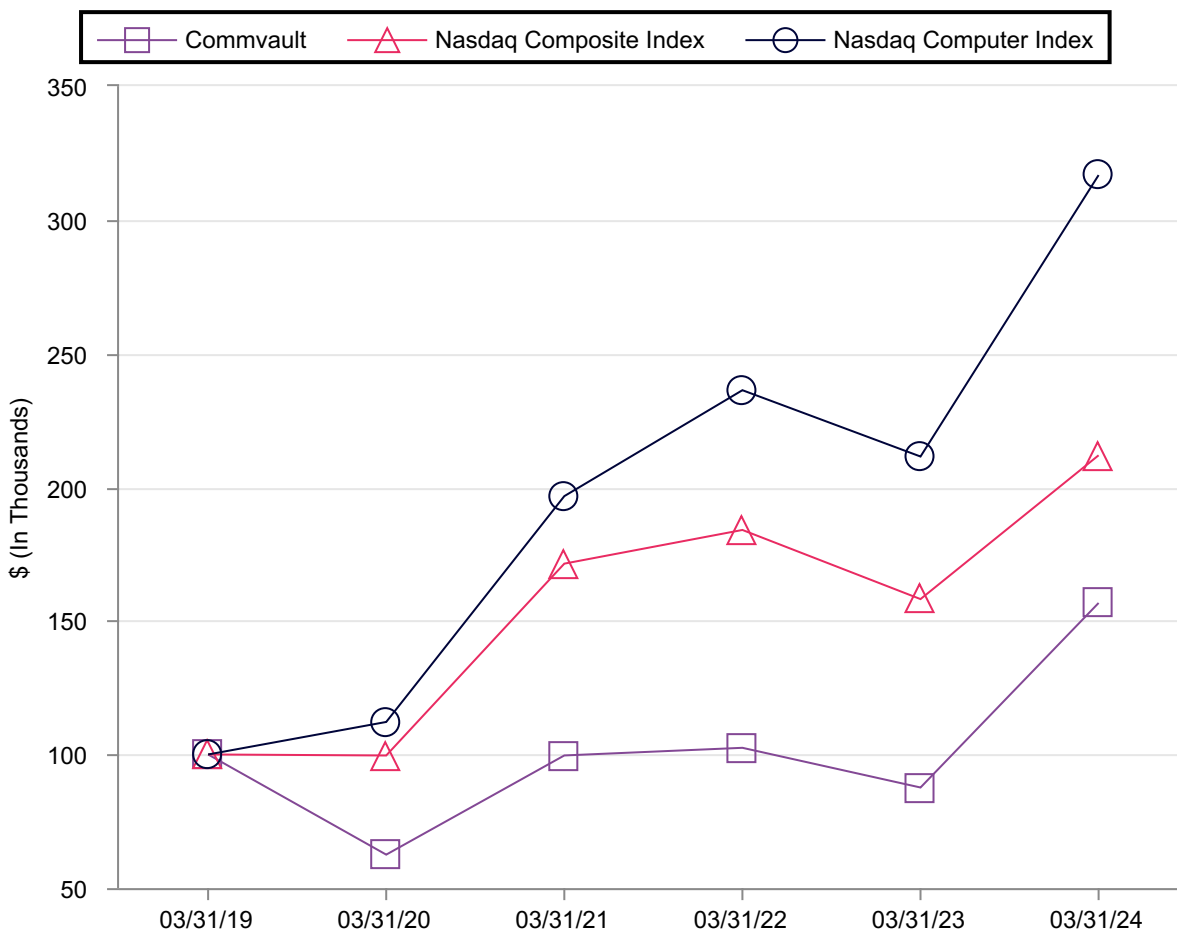
Dividend Policy

We have never paid cash dividends on our common stock, and we intend to retain our future earnings, if any, to fund the growth of our business. We therefore do not anticipate paying any cash dividends on our common stock in the foreseeable future. Our future decisions concerning the payment of dividends on our common stock will depend upon our results of operations, financial condition and capital expenditure plans, as well as any other factors that the Board of Directors, in its sole discretion, may consider relevant.

Stock Performance Graph

The graph set forth below compares the cumulative total stockholder return on our common stock between March 31, 2019 and March 31, 2024, with the cumulative total return of (i) The Nasdaq Composite Index and (ii) The Nasdaq Computer Index, over the same period. This graph assumes the investment of \$100,000 on March 31, 2019 in our common stock, The Nasdaq Composite Index and The Nasdaq Computer Index, and assumes the reinvestment of dividends, if any. The graph assumes the initial value of our common stock on March 31, 2019 was the closing sales price of \$64.74 per share.

The comparisons shown in the graph below are based upon historical data. The stock price performance shown in the graph below is not necessarily indicative of, nor is it intended to forecast, the future performance of our common stock. Information used in the graph was obtained from Nasdaq, a source we believe to be reliable, but we are not responsible for any errors or omissions in such information.



	3/31/2019	3/31/2020	3/31/2021	3/31/2022	3/31/2023	3/31/2024
Commvault	100.00	62.53	99.63	102.49	87.64	156.67
Nasdaq Composite Index	100.00	99.62	171.38	183.98	158.12	211.91
Nasdaq Computer Index	100.00	112.16	196.63	236.26	211.45	316.72

Issuer Purchases of Equity Securities

During the three months ended March 31, 2024, we repurchased \$50.4 million of common stock, or approximately 0.5 million shares, under our repurchase program. As a result, \$71.9 million remained available under the current authorization. A summary of our repurchases of common stock is as follows:

Period	Total number of shares purchased	Average price paid per share	Total number of shares purchased as part of publicly announced programs	Approximate dollar value of shares that may yet be purchased under the program (in thousands)
January 1-31, 2024	132,303	\$ 78.88	132,303	\$ 111,875
February 1-29, 2024	210,163	93.78	210,163	92,166
March 1-31, 2024	204,571	98.85	204,571	71,944 *
Three months ended March 31, 2024	547,037	\$ 92.07	547,037	

*On April 18, 2024, the Board of Directors approved an increase in our share repurchase program so that \$250.0 million was available. The Board's authorization has no expiration date.

Item 6. [Reserved]

Item 7. Management's Discussion and Analysis of Financial Condition and Results of Operations

You should read the following discussion and analysis along with our consolidated financial statements and the related notes included elsewhere in this Annual Report on Form 10-K. The statements in this discussion regarding our expectations of our future performance, liquidity and capital resources, and other non-historical statements are forward-looking statements. These forward-looking statements are subject to numerous risks and uncertainties, including, but not limited to, the risks and uncertainties described under "Risk Factors" and elsewhere in this Annual Report on Form 10-K. Our actual results may differ materially from those contained in or implied by any forward-looking statements. For discussion comparing the period ended March 31, 2023 to March 31, 2022, please refer to our Annual Report on Form 10-K, filed with the SEC on May 5, 2023.

Overview

Incorporated in Delaware in 1996, Commvault Systems, Inc. provides its customers with a scalable platform that enhances customers' cyber resiliency by protecting their data in a world of increasing threats. We provide these products and services for their data across many types of environments, including on-premises, hybrid and multi-cloud. Our offerings are delivered via self-managed software, software-as-a-service ("SaaS"), integrated appliances, or managed by partners. Customers use our Commvault Cloud platform to protect themselves from threats like ransomware and recover their data efficiently.

Industry

Our industry continues to go through accelerating changes as the result of compounding data growth, increasing security threats, and the introduction of new technologies. These changes are shifting the demands on the importance of resilience for the modern enterprise. Companies now require a comprehensive cyber resilience platform that simplifies and manages these forces holistically. Commvault Cloud is designed to secure and accelerate the recovery so that data can be restored from anywhere to anywhere, rapidly, reliably, and at scale.

Sources of Revenues

We generate revenues through subscription arrangements, perpetual software licenses, customer support contracts and other services. A significant portion of our total revenues comes from subscription arrangements, which include both sales of term-based licenses and SaaS offerings. We are focused on these types of recurring revenue arrangements.

We expect our subscription arrangements will continue to generate revenues from the renewals of term-based licenses and SaaS offerings sold in prior years. Any of our pricing models (capacity, instance based, etc.) can be sold via a subscription arrangement, either through term-based licensing or hosted services. In term-based license arrangements, the customer has the right to use the software over a designated period of time. The capacity of the license is fixed and the customer has made an unconditional commitment to pay. Software revenue in these arrangements is generally recognized when the software is delivered. In SaaS offerings, customers use hosted software over the contract period without taking possession of the software. Revenue related to SaaS is recognized ratably over the contract period.

We sell to end-user customers both directly through our sales force and indirectly through our global network of value-added reseller partners, systems integrators, corporate resellers, OEMs and marketplaces. Subscription revenue generated through indirect distribution channels accounted for approximately 90% of total subscription revenue in recent fiscal years. Subscription revenue generated through direct distribution channels accounted for approximately 10% of total subscription revenue in recent fiscal years. Deals initiated by our direct sales force are sometimes transacted through indirect channels based on end-user customer requirements, which are not always in our control and can cause this overall percentage split to vary from period-to-period. As such, there may be fluctuations in the dollars and percentage of subscription revenue generated through our direct distribution channels from time-to-time. We believe that the growth of our subscription revenue, derived from both our indirect channel partners and direct sales force, are key attributes to our long-term growth strategy. We intend to continue to invest in both our channel relationships and direct sales force in the future, but we continue to expect more revenue to be generated through indirect distribution channels over the long term. The failure of our indirect distribution channels or our direct sales force to effectively sell our products and services could have a material adverse effect on our revenues and results of operations.

We have a non-exclusive distribution agreement with Arrow pursuant to which Arrow's primary role is to enable a more efficient and effective distribution channel for our solutions by managing our resellers and leveraging their own industry experience. We generated 36% of our total revenues through Arrow in fiscal 2024, and 37% of our total revenues in both fiscal 2023 and fiscal 2022. If Arrow were to discontinue or reduce the sales of our solutions or if our agreement with Arrow was terminated, and if we were unable to take back the management of our reseller channel or find another distributor to replace Arrow, there could be a material adverse effect on our future business.

Our customer support revenue includes support contracts tied to our software products. Customer support includes software updates on a when-and-if-available basis, telephone support, integrated web-based support, and other premium support offerings, for both term-based software license and perpetual software license arrangements. We sell our customer support contracts as a percentage of net software. Customer support revenue is recognized ratably over the term of the customer support agreement, which is typically one year on our perpetual licenses. The term of our subscription arrangements is typically one to three years, but can range between one and five years.

Our other services revenue consists primarily of professional service offerings, including consultation, assessment and design, installation services, and customer education. Revenues from other services can vary period over period based on the timing services are delivered and are typically recognized as the services are performed.

Description of Costs and Expenses

Our cost of revenues is as follows:

- *Cost of Subscription Revenue*, consists primarily of the cost of third-party royalties and other costs such as media, manuals, translation and distribution costs, and hardware associated with our appliances as well as third-party hosting fees related to our SaaS offerings;
- *Cost of Perpetual License Revenue*, consists primarily of the cost of third-party royalties and other costs such as media, manuals, translation and distribution costs;
- *Cost of Customer Support Revenue*, consists of salary and employee benefit costs in providing customer support services; and
- *Cost of Other Services Revenue*, consists of salary and employee benefit costs in providing professional services.

Our operating expenses are as follows:

- *Sales and Marketing*, consists primarily of salaries, commissions, employee benefits, stock-based compensation and other direct and indirect business expenses, including travel and related expenses, sales promotion expenses, public relations expenses and costs for marketing materials and other marketing events (such as trade shows and advertising);
- *Research and Development*, which is primarily the expense of developing new software applications and modifying existing software applications, consists principally of salaries, stock-based compensation and benefits for research and development personnel and related expenses; contract labor expense and consulting fees as well as other expenses associated with the design, certification and testing of our software applications; and legal costs associated with the patent registration of such software applications;
- *General and Administrative*, consists primarily of salaries, stock-based compensation and benefits for our executive, accounting, human resources, legal, information systems and other administrative personnel. Also included in this category are other general corporate expenses, such as outside legal and accounting services, compliance costs and insurance; and
- *Depreciation and Amortization*, consists of depreciation expense for computer equipment we use for information services and in our development and test labs, amortization of intangible assets, and in fiscal years 2023 and 2022, depreciation for our owned corporate headquarters.

Foreign Currency Exchange Rates' Impact on Results of Operations

Sales outside the United States were 48% of our total revenue for fiscal 2024, 47% for fiscal 2023 and 48% for fiscal 2022. The income statements of our non-U.S. operations are translated into U.S. dollars at the average exchange rates for each applicable month in a period. To the extent the U.S. dollar weakens against foreign currencies, the translation of these foreign currency denominated transactions generally results in increased revenue, operating expenses and income from operations for our non-U.S. operations. Similarly, our revenue, operating expenses and net income will generally decrease for our non-U.S. operations if the U.S. dollar strengthens against foreign currencies.

Using the average foreign currency exchange rates from fiscal 2023, our total revenues would have been lower by \$4.1 million, our cost of revenues would have been higher by \$0.1 million, and our operating expenses would have been lower by \$1.4 million from non-U.S. operations for fiscal 2024.

In addition, we are exposed to risks of foreign currency fluctuation primarily from cash balances, accounts receivables and intercompany accounts denominated in foreign currencies and are subject to the resulting transaction gains and losses, which are recorded as a component of general and administrative expenses. We recognized net foreign currency transaction losses of \$2.4 million and \$1.2 million in fiscal 2024 and fiscal 2023, respectively, and insignificant losses in fiscal 2022.

Critical Accounting Policies

In presenting our consolidated financial statements in conformity with U.S. generally accepted accounting principles ("GAAP"), we are required to make estimates and judgments that affect the amounts reported therein. Some of the estimates and assumptions we are required to make relate to matters that are inherently uncertain as they pertain to future events. We base these estimates on historical experience and on various other assumptions that we believe to be reasonable and appropriate. Actual results may differ significantly from these estimates. To the extent that there are material differences between these estimates and actual results, our future financial statement presentation, financial condition, results of operations and cash flows may be affected.

In many cases, the accounting treatment of a particular transaction is specifically dictated by GAAP and does not require management's judgment in its application, while in other cases, significant judgment is required in selecting among available alternative accounting standards that allow different accounting treatment for similar transactions. We consider these policies requiring significant management judgment to be critical accounting policies. The following is a description of these critical accounting policies.

Revenue Recognition

We account for revenue in accordance with Accounting Standards Codification ("ASC") 606, *Revenue from Contracts with Customers*. Our revenue recognition policies require us to make significant judgments and estimates. In applying our revenue recognition policy, we must determine which portions of our revenue are recognized currently (generally software related revenue) and which portions must be deferred and recognized in future periods (generally SaaS, customer support, and other services revenue). We analyze various factors including, but not limited to, the selling price of undelivered services when sold on a stand-alone basis, our pricing policies, the credit-worthiness of our customers, and contractual terms and conditions in helping us to make such judgments about revenue recognition. Changes in judgment on any of these factors could materially impact the timing and amount of revenue recognized in a given period. We recognize revenue net of sales tax.

We generate revenues through subscription arrangements, perpetual software licenses, customer support contracts and other services. A significant portion of our total revenues comes from subscription arrangements, which include both sales of term-based licenses and SaaS offerings. We are focused on these types of recurring revenue arrangements.

We expect our subscription arrangements will continue to generate revenues from the renewals of term-based licenses and SaaS offerings sold in prior years. Any of our pricing models (capacity, instance based, etc.) can be sold via a subscription arrangement, either through term-based licensing or hosted services. In term-based license arrangements, the customer has the right to use the software over a designated period of time. The capacity of the license is fixed and the customer has made an unconditional commitment to pay. Software revenue in these arrangements is generally recognized when the software is delivered. In SaaS offerings, customers use hosted software over the contract period without taking possession of the software. Revenue related to SaaS is recognized ratably over the contract period.

We sell both perpetual and term-based licenses of our software. We refer to our term-based software licenses as subscription arrangements. We do not customize our software and installation services are not required. The software is delivered before related services are provided and is functional without professional services, updates and technical support. We have concluded that our software licenses (both perpetual and subscription) are functional intellectual property that is distinct, as the user can benefit from the software on its own. Revenues for both perpetual and term-based licenses is typically recognized when the software is delivered and/or made available for download as this is the point the user of the software can direct the use of, and obtain substantially all of the remaining benefits from, the functional intellectual property. We do not recognize software revenue related to the renewal of subscription software licenses earlier than the beginning of the new subscription period.

We also offer appliances that integrate our software with hardware and address a wide-range of business needs and use cases, ranging from support for remote or branch offices with limited IT staff up to large corporate data centers. Our appliances are almost exclusively sold via a software only model in which we sell software to a third party, which assembles an integrated appliance that is sold to end user customers. As a result, the revenues and costs associated with hardware are usually not included in our financial statements.

Our customer support revenue includes support contracts tied to our software products. Customer support includes software updates on a when-and-if-available basis, telephone support, integrated web-based support, and other premium support offerings, for both term-based software license and perpetual software license arrangements. We sell our customer support contracts as a percentage of net software. Customer support revenue is recognized ratably over the term of the customer support agreement, which is typically one year on our perpetual licenses. The term of our subscription arrangements is typically one to three years, but can range between one and five years.

Our other services revenue consists primarily of professional service offerings, including consultation, assessment and design, installation services, and customer education. Revenues from other services can vary period over period based on the timing services are delivered and are typically recognized as the services are performed.

Most of our contracts with customers contain multiple performance obligations. For these contracts, we evaluate and account for individual performance obligations separately if they are determined to be distinct. The transaction price is allocated to the separate performance obligations on a relative standalone selling price basis. Standalone selling prices of software licenses (both perpetual and term-based) are typically estimated using the residual approach. Standalone selling prices for SaaS, customer support contracts, and other services are typically estimated based on observable transactions when these services are sold on a standalone basis.

Our typical performance obligations include the following:

Performance Obligation	When Performance Obligation is Typically Satisfied	When Payment is Typically Due	How Standalone Selling Price is Typically Estimated
Subscription			
Term-based software licenses	Upon shipment or made available for download (point in time)	Within 90 days of shipment except for certain subscription licenses which are paid for over time	Residual approach
Software-as-a-service (SaaS)	Ratably over the course of the contract (over time)	Annually or at the beginning of the contract period	Observable in transactions without multiple performance obligations
Perpetual License			
Perpetual software licenses	Upon shipment or made available for download (point in time)	Within 90 days of shipment	Residual approach
Customer Support			
Software updates	Ratably over the course of the support contract (over time)	At the beginning of the contract period	Observable in renewal transactions
Customer support	Ratably over the course of the support contract (over time)	At the beginning of the contract period	Observable in renewal transactions
Other Services			
Other professional services (except for education services)	As work is performed (over time)	Within 90 days of services being performed	Observable in transactions without multiple performance obligations
Education services	When the class is taught (point in time)	Within 90 days of services being performed	Observable in transactions without multiple performance obligations

Accounting for Income Taxes

Under ASC 740, deferred income taxes arise from temporary differences between the tax basis of assets and liabilities and their reported amounts. Valuation allowances are established when, in our judgment, it is more likely than not that deferred tax assets will not be realized. In assessing the need for a valuation allowance, we considered all available objective and verifiable evidence both positive and negative, including historical levels of pre-tax income (loss) both on a consolidated basis and tax reporting entity basis, legislative developments, expectations and risks associated with estimates of future pre-tax income, and prudent and feasible tax planning strategies. In prior years, we believed that it was more likely than not that we would not realize the benefits of our gross deferred tax assets and therefore had recorded a valuation allowance to reduce the carrying value of those deferred tax assets, net of the impact of the reversals of taxable temporary differences, to zero. As and for the fiscal year ended March 31, 2024, we believe that it is more likely than not that we will realize the benefits of our gross deferred tax assets and therefore we have released the previously recorded valuation allowance, resulting in an income tax benefit in the current period. In the future, changes to our estimates regarding the realizability of our gross deferred tax assets could materially impact our results of operations.

We conduct business globally and as a result, file income tax returns in the United States and in various state and foreign jurisdictions. In the normal course of business, we are subject to examination by taxing authorities throughout the world, including such major jurisdictions as the United States, Australia, Canada, Germany, Netherlands and United Kingdom.

Goodwill

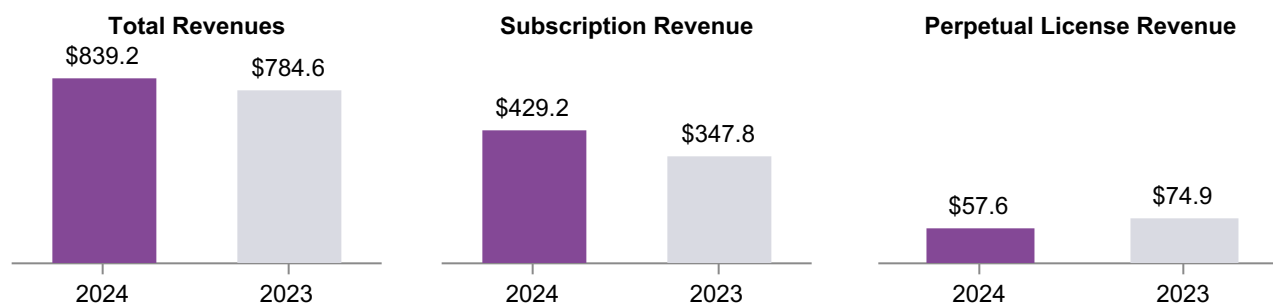
We test goodwill for impairment at least annually, on January 1, by performing a qualitative assessment of whether the fair value of each reporting unit or asset exceeds its carrying amount. We have one reporting unit. Goodwill is tested at this reporting unit level. This requires us to assess and make judgments regarding a variety of factors which impact the fair value of the reporting unit or asset being tested, including business plans, anticipated future cash flows, economic projections and other market data. Because there are inherent uncertainties involved in these factors, significant differences between these estimates and actual results could result in future impairment charges and could materially impact our future financial results. During the fourth quarter of fiscal 2024, we performed a qualitative impairment test for goodwill and concluded that the carrying amount of the reporting unit does not exceed the fair value. No goodwill impairment charges were recorded for the years ended March 31, 2024, 2023, and 2022.

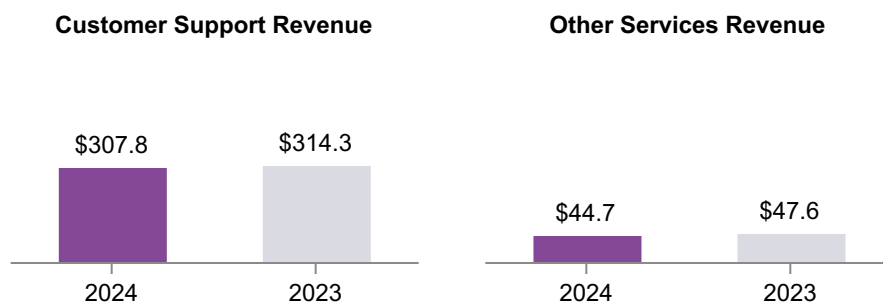
Results of Operations

Amounts reported in millions are rounded based on the amounts in thousands. As a result, the sum of the components reported in millions may not equal the total amount reported in millions due to rounding.

Fiscal year ended March 31, 2024 compared to fiscal year ended March 31, 2023

Revenues (in millions)





- Total revenues increased \$54.7 million, or 7% year over year, driven primarily by an increase in subscription revenue, offset by decreases in perpetual license and customer support revenues. We remain focused on selling subscription arrangements through both term-based software licenses and SaaS offerings.
- Subscription revenue increased \$81.4 million, or 23% year over year, driven primarily by an 87% increase in our SaaS revenue compared to the same period in the prior year. Term-based license revenue increased 8% year over year, due to an increase in the number of larger term-based license transactions (deals greater than \$0.1 million) period over period. Subscription revenue accounted for 51% of total revenues in fiscal 2024 compared to 44% in fiscal 2023.
- Perpetual license revenue decreased \$17.3 million, or 23% year over year. This decrease is primarily a result of our preferred route to market which is led by the sale of term-based licenses. Perpetual licenses are generally only sold in certain verticals and geographies. Perpetual license revenue accounted for 7% of total revenues in fiscal 2024 compared to 10% in fiscal 2023.
- Customer support revenue decreased \$6.5 million, or 2% year over year, driven by a \$32.4 million decrease in customer support revenue attached to perpetual license support renewals, partially offset by a \$25.9 million increase in customer support allocated to term-based license arrangements.
- Other services revenue decreased \$2.9 million, or 6% year over year. Changes in other services revenue can vary period over period primarily due to the timing professional services are delivered.

We track total revenues on a geographic basis. Our Americas region includes the United States, Canada, and Latin America. Our International region primarily includes Europe, Middle East, Africa, Australia, India, Southeast Asia and China. Americas and International represented 59% and 41% of total revenues, respectively, for the fiscal year ended March 31, 2024. Total revenues increased 6% and 8% in the Americas and International, respectively.

- Total revenues in the Americas was impacted by a 24% increase in subscription revenue, offset by a 45% decrease in perpetual license revenue, driven by the shift from selling perpetual licenses to subscription arrangements. Customer support and other services revenues declined 5% and 9%, respectively.
- The increase in International total revenues was primarily due to a 21% increase in subscription revenue, offset by an 8% decrease in perpetual license revenue. Customer support revenue increased 2% year over year. Other services revenue was flat year over year.

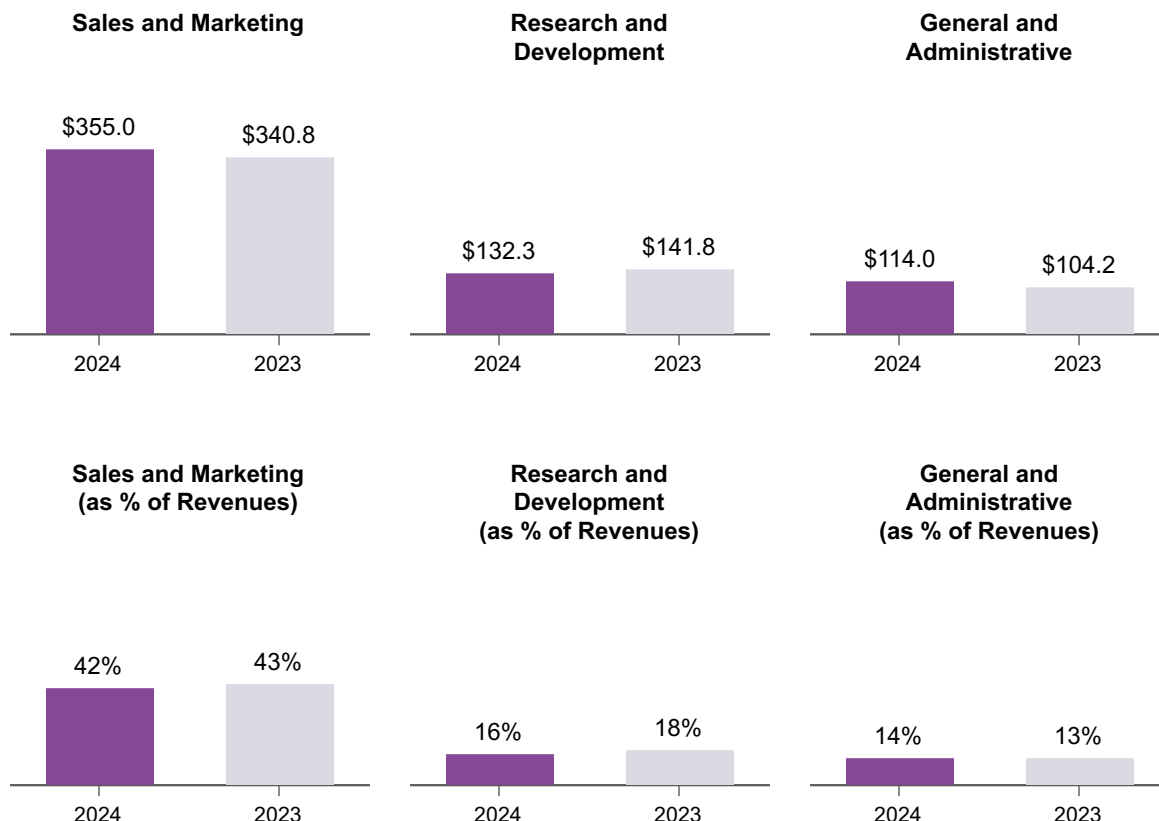
Our total revenues in International is subject to changes in foreign exchange rates as further discussed above in the “Foreign Currency Exchange Rates’ Impact on Results of Operations” section.

Cost of Revenues and Gross Margin (\$ in millions)

	Year Ended March 31,			
	2024		2023	
	Cost of Revenues	Gross Margin	Cost of Revenues	Gross Margin
Subscription	\$ 58.4	86 %	\$ 44.5	87 %
Perpetual license	2.2	96 %	2.4	97 %
Customer support	60.8	80 %	58.3	81 %
Other services	30.3	32 %	30.2	37 %
Total	\$ 151.6	82 %	\$ 135.4	83 %

- Total cost of revenues increased \$16.2 million and represented 18% and 17% of our total revenues in fiscal 2024 and fiscal 2023, respectively.
- Cost of subscription revenue increased \$13.9 million, representing 14% of our total subscription revenue in fiscal 2024 compared to 13% in fiscal 2023. The year over year increase is primarily the result of an increase in the cost of infrastructure related to growth in our SaaS offerings.
- Cost of perpetual license revenue decreased \$0.3 million and represented 4% of our total perpetual revenue in fiscal 2024 compared to 3% in fiscal 2023.
- Cost of customer support revenue increased \$2.5 million and represented 20% of our total customer support revenue in fiscal 2024 compared to 19% in fiscal 2023.
- Cost of other services revenue increased \$0.1 million, representing 68% of our total other services revenue in fiscal 2024 compared to 63% in fiscal 2023. The increase in cost of other services revenue was driven by timing of the delivery of certain professional services.

Operating Expenses (\$ in millions)



- Sales and marketing expenses increased \$14.2 million, or 4%, driven by increases in employee compensation and sales commissions associated with increased revenues relative to the same period in the prior year as well as increases in marketing spend related to Commvault's SHIFT event in New York City. These increases were partially offset by a \$6.5 million decrease in stock-based compensation.
- Research and development expenses decreased \$9.5 million, or 7%, driven by decreases in employee compensation and related expenses, including a \$7.0 million decrease in stock-based compensation. Investing in research and development remains a priority for Commvault and we anticipate continued responsible spending related to the development of our software applications and hosted services.
- General and administrative expenses increased \$9.8 million, or 9%, primarily driven by a \$4.4 million increase in employee compensation and related expenses including a \$1.3 million increase in stock-based compensation year over year. In addition, we recorded \$2.4 million in foreign currency transaction losses compared to \$1.2 million in foreign currency transaction losses recorded in the prior fiscal year.
- Restructuring: Our restructuring plan, initiated in the fourth quarter of fiscal 2024, is intended to enhance customer satisfaction through the reorganization and redesign of our customer success functions. The realignment of the customer success structure aims to optimize operational efficiency and improve continuity for our customers through the pre-sales and post-sales experience. Restructuring expenses were \$4.5 million for the year ended March 31, 2024. These charges relate primarily to severance and related costs associated with headcount reductions as well as costs related to office termination and exit charges. These expenses included \$1.5 million in fiscal 2024 of stock-based compensation related to modifications of existing awards granted to certain employees impacted by the plan. We anticipate the restructuring plan will be completed in the second half of fiscal 2025.

In the fourth quarter of fiscal 2022 we initiated a restructuring plan which was completed in fiscal 2023. It was aimed to increase efficiency in our sales, marketing and distribution functions as well as reduce costs across all functional areas. Restructuring expenses were \$15.5 million for the year ended March 31, 2023. These restructuring charges relate primarily to severance and related costs associated with headcount reductions. These expenses included \$2.6 million in fiscal 2023 of stock-based compensation related to modifications of existing awards granted to certain employees impacted by the plan.

Risks associated with our restructuring plans include additional unexpected costs, adverse effects on employee morale and the failure to meet operational and growth targets due to the loss of key employees, any of which may impair our ability to achieve anticipated results of operations or otherwise harm our business.

- Depreciation and amortization expense decreased \$2.9 million, from \$9.3 million in fiscal 2023 to \$6.4 million in fiscal 2024, driven by the reclassification of our owned corporate headquarters as assets held for sale in the fourth quarter of fiscal 2023.
- Impairment charges: During the fourth quarter of fiscal 2023, we entered into an exclusive agreement to sell our owned corporate headquarters in Tinton Falls, New Jersey. The property was reclassified as assets held for sale and the previous carrying amount was written down to its estimated fair value, less estimated costs to sell, resulting in a noncash impairment charge of \$53.5 million.

Interest Income

Interest income increased \$4.1 million, from \$1.3 million in fiscal 2023 to \$5.4 million in fiscal 2024 primarily as a result of increases in interest rates and the amount of invested funds subject to interest income.

Interest Expense

Interest expense was \$0.4 million in fiscal 2024 compared to \$0.5 million in fiscal 2023. These charges relate primarily to our revolving credit facility. Refer to Note 16 of the notes to the consolidated financial statements for further discussion on the revolving credit facility.

Other Income (Expense)

Other income was \$3.3 million in fiscal 2024 compared to expense of \$0.3 million in fiscal 2023. Other income for the fiscal year ended March 31, 2024 includes a \$1.7 million gain on a non-refundable escrow payment, \$1.6 million related to U.S. business incentive programs and insignificant changes in fair value related to our investments in equity securities.

Income Tax Expense (Benefit)

Income tax benefit was \$85.3 million in fiscal 2024 compared to expense of \$20.4 million in fiscal 2023. The income tax benefit for the fiscal year ended March 31, 2024 relates primarily to the release of the previously recorded valuation allowance against certain deferred tax assets in the U.S. and foreign jurisdictions.

Liquidity and Capital Resources

In recent fiscal years, our principal source of liquidity has been cash provided by operations. As of March 31, 2024, our cash and cash equivalents balance was \$312.8 million, of which approximately \$214.2 million was held outside of the United States by our foreign legal entities. These balances are dispersed across approximately 35 international locations around the world. We believe that such dispersion meets the current and anticipated future liquidity needs of our foreign legal entities. In the event we need to repatriate funds from outside of the United States, such repatriation would likely be subject to restrictions by local laws and/or tax consequences, including foreign withholding taxes.

On December 13, 2021, we entered into a five-year \$100 million senior secured revolving credit facility (the "Credit Facility") with JPMorgan Chase Bank, N.A. The Credit Facility is available for share repurchases, general corporate purposes, and letters of credit. The Credit Facility contains financial maintenance covenants including a leverage ratio and interest coverage ratio. The Credit Facility also contains certain customary events of default

which would permit the lender to, among other things, declare all loans then outstanding to be immediately due and payable if such default is not cured within applicable grace periods. The Credit Facility also limits our ability to incur certain additional indebtedness, create or permit liens on assets, make acquisitions, make investments, loans or advances, sell or transfer assets, pay dividends or distributions, and engage in certain transactions with foreign affiliates. Outstanding borrowings under the Credit Facility accrue interest at an annual rate equal to the Secured Overnight Financing Rate plus 1.25% subject to increases based on our actual leverage. The unused balance on the Credit Facility is also subject to a 0.25% annual interest charge subject to increases based on our actual leverage. As of March 31, 2024, there were no borrowings under the Credit Facility and we were in compliance with all covenants.

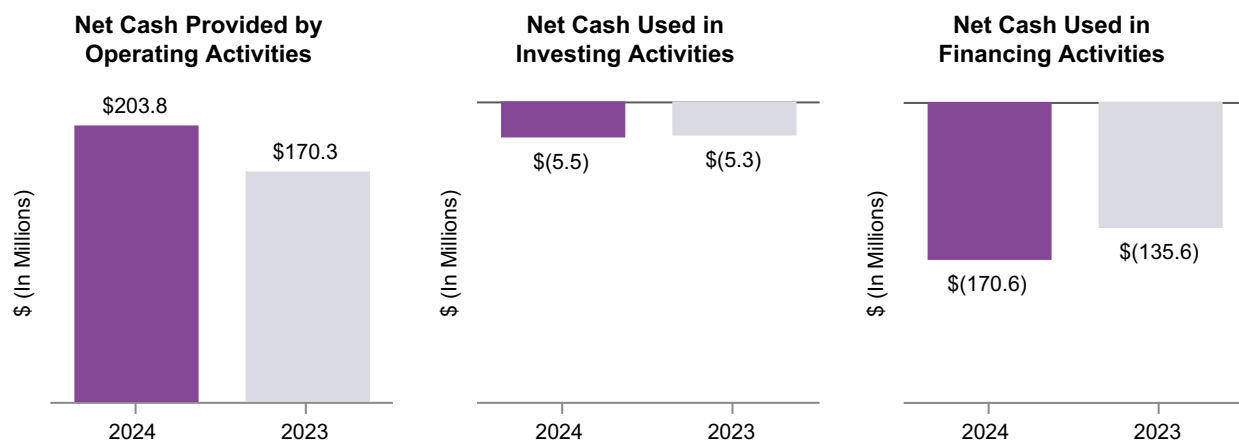
During the fiscal year ended March 31, 2024, we repurchased \$184.0 million of common stock, or approximately 2.5 million shares. On April 18, 2024, the Board of Directors approved an increase in our share repurchase program so that \$250.0 million was available. The Board's authorization has no expiration date.

A summary of the cash used for the stock repurchase program consists of the following:

	Year Ended March 31,				
	2024	2023	2022	2021	2020
Cash used for repurchases (in thousands)	\$ 184,021	\$ 150,921	\$ 305,239	\$ 95,259	\$ 77,198
Shares repurchased (in thousands)	2,479	2,521	4,307	1,643	1,701
Average price per share	\$ 74.24	\$ 59.90	\$ 70.87	\$ 57.97	\$ 45.37

Our summarized cash flow information is as follows (in thousands):

	Year Ended March 31,	
	2024	2023
Net cash provided by operating activities	\$ 203,798	\$ 170,288
Net cash used in investing activities	(5,521)	(5,286)
Net cash used in financing activities	(170,581)	(135,579)
Effects of exchange rate — changes in cash	(2,720)	(9,152)
Net increase in cash and cash equivalents	\$ 24,976	\$ 20,271



- Net cash provided by operating activities was impacted by:
 - Fiscal 2024: net income adjusted for the impact of non-cash charges and increases in deferred revenue, partially offset by increases in accounts receivable.

- Fiscal 2023: net loss adjusted for the impact of non-cash charges, including the impairment of our owned corporate headquarters and increases in deferred revenue partially offset by decreases in accrued expenses.
- Net cash used in investing activities was impacted by:
- Fiscal 2024: \$4.1 million of capital expenditures and \$1.4 million for the purchase of equity securities.
 - Fiscal 2023: \$3.2 million of capital expenditures and \$2.1 million for the purchase of equity securities.
- Net cash used in financing activities was impacted by:
- Fiscal 2024: \$184.0 million used to repurchase shares of our common stock under our repurchase program, partially offset by \$13.4 million of proceeds from the exercise of stock options and the Employee Stock Purchase Plan.
 - Fiscal 2023: \$150.9 million used to repurchase shares of our common stock under our repurchase program and \$0.1 million of debt issuance costs paid, partially offset by \$15.4 million of proceeds from the exercise of stock options and the Employee Stock Purchase Plan.

Working capital decreased \$30.6 million from \$140.8 million as of March 31, 2023 to \$110.2 million as of March 31, 2024. The decrease in working capital is primarily due to increases in accrued liabilities and the current portion of deferred revenue, partially offset by increases in cash and cash equivalents and accounts receivable.

We believe that our existing cash, cash equivalents and our cash from operations will be sufficient to meet our anticipated cash needs for working capital, income taxes, capital expenditures and potential stock repurchases for at least the next twelve months. We may seek additional funding through public or private financings or other arrangements during this period. Adequate funds may not be available when needed or may not be available on terms favorable to us, or at all. If additional funds are raised by issuing equity securities, dilution to existing stockholders will result. If we raise additional funds by obtaining loans from third parties, the terms of those financing arrangements may include negative covenants or other restrictions on our business that could impair our operational flexibility, and would also require us to fund additional interest expense. If funding is insufficient at any time in the future, we may be unable to develop or enhance our products or services, take advantage of business opportunities or respond to competitive pressures, any of which could have a material adverse effect on our business, financial condition and results of operations.

Summary Disclosures about Contractual Obligations and Commercial Commitments

Our material capital commitments consist of obligations under facilities and operating leases. Some of these leases have free or escalating rent payment provisions. Refer to Note 15 of the notes to the consolidated financial statements for further discussion on operating leases.

We have certain software royalty commitments associated with the shipment and licensing of certain products. Royalty expense is generally based on a fixed cost per unit shipped or a fixed fee for unlimited units shipped over a designated period. Royalty expense, included in cost of subscription and perpetual license revenues, was \$9.7 million in fiscal 2024 and \$9.3 million in fiscal 2023.

We offer a 90-day limited product warranty for our software. To date, costs relating to this product warranty have not been material.

Off-Balance Sheet Arrangements

As of March 31, 2024, we did not have off-balance sheet financing arrangements, including any relationships with unconsolidated entities or financial partnerships, such as entities often referred to as structured finance or special purpose entities.

Indemnifications

Certain of our software licensing agreements contain certain provisions that indemnify our customers from any claim, suit or proceeding arising from alleged or actual intellectual property infringement. These provisions continue in perpetuity along with our software licensing and SaaS agreements. We have never incurred a liability relating to one of these indemnification provisions in the past and we believe that the likelihood of any future payout relating to these provisions is remote. Therefore, we have not recorded a liability during any period related to these indemnification provisions.

Impact of Recently Issued Accounting Standards

See Note 2 of the notes to the consolidated financial statements for a discussion of the impact of recently issued accounting standards.

Item 7A. *Quantitative and Qualitative Disclosures about Market Risk*

Interest Rate Risk

None.

Foreign Currency Risk

Economic Exposure

As a global company, we face exposure to adverse movements in foreign currency exchange rates. Our international sales are generally denominated in foreign currencies and this revenue could be materially affected by currency fluctuations. Approximately 48% of our sales were outside the United States in fiscal 2024 and 47% in fiscal 2023. Our primary exposures are to fluctuations in exchange rates for the U.S. dollar versus the Euro, and to a lesser extent, the Australian dollar, British pound sterling, Canadian dollar, Chinese yuan, Indian rupee, Korean won and Singapore dollar. Changes in currency exchange rates could adversely affect our reported revenues and require us to reduce our prices to remain competitive in foreign markets, which could also have a material adverse effect on our results of operations. Historically, we have periodically reviewed and revised the pricing of our products available to our customers in foreign countries and we have not maintained excess cash balances in foreign accounts.

We estimate that a 10% change in all foreign exchange rates would impact our reported operating profit by approximately \$13.4 million annually. This sensitivity analysis disregards the possibilities that rates can move in opposite directions and that losses from one geographic area may be offset by gains from another geographic area.

Transaction Exposure

Our exposure to foreign currency transaction gains and losses is primarily the result of certain net receivables due from our foreign subsidiaries and customers being denominated in currencies other than the functional currency of the subsidiary. Our foreign subsidiaries conduct their businesses in local currency and we generally do not maintain excess U.S. dollar cash balances in foreign accounts.

Foreign currency transaction gains and losses are recorded in general and administrative expenses in the consolidated statements of operations. We recognized net foreign currency transaction losses of \$2.4 million and \$1.2 million in fiscal 2024 and fiscal 2023, respectively, and insignificant losses in fiscal 2022.

Item 8. *Financial Statements and Supplementary Data*

Commvault Systems, Inc.

Consolidated Financial Statements

Fiscal Years Ended March 31, 2024, 2023 and 2022

Index to Consolidated Financial Statements

	<u>Page</u>
Report of Independent Registered Public Accounting Firm (PCAOB ID 42)	42
Consolidated Balance Sheets as of March 31, 2024 and 2023	44
Consolidated Statements of Operations for the years ended March 31, 2024, 2023 and 2022	45
Consolidated Statements of Comprehensive Income (Loss) for the years ended March 31, 2024, 2023 and 2022	46
Consolidated Statements of Stockholders' Equity for the years ended March 31, 2024, 2023 and 2022	47
Consolidated Statements of Cash Flows for the years ended March 31, 2024, 2023 and 2022	48
Notes to Consolidated Financial Statements	49

Report of Independent Registered Public Accounting Firm

To the Stockholders and Board of Directors of Commvault Systems, Inc.

Opinion on the Financial Statements

We have audited the accompanying consolidated balance sheets of Commvault Systems, Inc. (the Company) as of March 31, 2024 and 2023, the related consolidated statements of operations, comprehensive income (loss), stockholders' equity and cash flows for each of the three years in the period ended March 31, 2024, and the related notes (collectively referred to as the “consolidated financial statements”). In our opinion, the consolidated financial statements present fairly, in all material respects, the financial position of the Company at March 31, 2024 and 2023, and the results of its operations and its cash flows for each of the three years in the period ended March 31, 2024, in conformity with U.S. generally accepted accounting principles.

We also have audited, in accordance with the standards of the Public Company Accounting Oversight Board (United States) (PCAOB), the Company’s internal control over financial reporting as of March 31, 2024, based on criteria established in Internal Control-Integrated Framework issued by the Committee of Sponsoring Organizations of the Treadway Commission (2013 framework) and our report dated May 13, 2024 expressed an unqualified opinion thereon.

Basis for Opinion

These financial statements are the responsibility of the Company’s management. Our responsibility is to express an opinion on the Company’s financial statements based on our audits. We are a public accounting firm registered with the PCAOB and are required to be independent with respect to the Company in accordance with the U.S. federal securities laws and the applicable rules and regulations of the Securities and Exchange Commission and the PCAOB.

We conducted our audits in accordance with the standards of the PCAOB. Those standards require that we plan and perform the audit to obtain reasonable assurance about whether the financial statements are free of material misstatement, whether due to error or fraud. Our audits included performing procedures to assess the risks of material misstatement of the financial statements, whether due to error or fraud, and performing procedures that respond to those risks. Such procedures included examining, on a test basis, evidence regarding the amounts and disclosures in the financial statements. Our audits also included evaluating the accounting principles used and significant estimates made by management, as well as evaluating the overall presentation of the financial statements. We believe that our audits provide a reasonable basis for our opinion.

Critical Audit Matters

The critical audit matters communicated below are matters arising from the current period audit of the financial statements that were communicated or required to be communicated to the audit committee and that: (1) relate to accounts or disclosures that are material to the financial statements and (2) involved our especially challenging, subjective or complex judgments. The communication of the critical audit matters does not alter in any way our opinion on the consolidated financial statements, taken as a whole, and we are not, by communicating the critical audit matters below, providing a separate opinion on the critical audit matters or on the accounts or disclosures to which they relate.

Accounting for Revenue Recognition

Description of the Matter

As described in Note 3 to the consolidated financial statements, the Company derives revenues from two primary sources: software and products, and services. Most of the Company's contracts with customers contain multiple performance obligations which are accounted for separately if they are distinct. The transaction price is allocated to separate performance obligations on a relative standalone selling price basis.

Auditing the identification of performance obligations in a software contract requires significant judgment as it relates to the evaluation of the contractual terms of the arrangement.

How We Addressed the Matter in Our Audit

We obtained an understanding, evaluated the design and tested the operating effectiveness of controls over the Company's revenue recognition process, including the evaluation of the contractual terms of the revenue arrangements.

To test the amount of revenue recognized, we performed audit procedures that included, among others, testing a sample of revenue transactions during the year and evaluating the identification of performance obligations based on an analysis of the contractual terms and independent confirmations of the terms and conditions of the contract directly with customers.

Realizability of Deferred Tax Assets

Description of the Matter

As described in Note 11 to the consolidated financial statements, the Company reduced its valuation allowance by approximately \$105 million as it determined that certain deferred tax assets were now more likely than not to be realized. Deferred tax assets are reduced by a valuation allowance if, based on the weight of all available evidence, in management's judgment it is more likely than not that some portion, or all, of the deferred tax assets will not be realized. Once established, the valuation allowance is released when, based on the weight of all available evidence, management concludes that related deferred tax assets are more likely than not to be realized. As of March 31, 2024, the Company was in a three-year cumulative income position. As a result of the removal of this negative evidence and the existence of other positive evidence, including projected future taxable income, the Company has determined that the majority of deferred tax assets are now more likely than not to be realized, and the valuation allowance on those deferred tax assets should be released.

Auditing management's assessment of the realizability of the Company's deferred tax assets involved complex judgments due to the significant estimation involved regarding projected future taxable income.

How We Addressed the Matter in Our Audit

We obtained an understanding, evaluated the design and tested the operating effectiveness of controls over management's process for assessing the realization of the Company's deferred tax assets, including controls over management's review of its projected future taxable income.

To test the realizability of deferred tax assets, we performed audit procedures that included, among others, testing the Company's scheduling of the reversal of existing temporary differences, performing sensitivity analyses on and testing significant assumptions used by the Company in determining its projected future taxable income, and testing the completeness and accuracy of the underlying data used in its projections. We compared the projections of future taxable income with the actual results of the current period and that of industry peers. We involved our tax professionals to evaluate the application of tax law in the Company's projected future taxable income, the scheduling of the reversal of existing temporary differences, and the evaluation of the realizability of the deferred tax assets.

We have served as the Company's auditor since 1998.

/s/ Ernst & Young LLP

Iselin, New Jersey
May 13, 2024

Commvault Systems, Inc.
Consolidated Balance Sheets
(In thousands, except per share data)

	March 31,	
	2024	2023
ASSETS		
Current assets:		
Cash and cash equivalents	\$ 312,754	\$ 287,778
Trade accounts receivable, net	222,683	210,441
Assets held for sale	38,680	38,680
Other current assets	21,009	14,015
Total current assets	595,126	550,914
Deferred tax assets, net	111,181	—
Property and equipment, net	7,961	8,287
Operating lease assets	10,545	11,784
Deferred commissions cost	62,837	59,612
Intangible assets, net	1,042	2,292
Goodwill	127,780	127,780
Other assets	27,441	21,905
Total assets	<u>\$ 943,913</u>	<u>\$ 782,574</u>
LIABILITIES AND STOCKHOLDERS' EQUITY		
Current liabilities:		
Accounts payable	\$ 299	\$ 108
Accrued liabilities	117,244	97,888
Current portion of operating lease liabilities	4,935	4,518
Deferred revenue	362,450	307,562
Total current liabilities	484,928	410,076
Deferred revenue, less current portion	168,472	174,393
Deferred tax liabilities	1,717	134
Long-term operating lease liabilities	7,155	8,260
Other liabilities	3,556	3,613
Commitments and contingencies (Note 8)		
Stockholders' equity:		
Preferred stock, \$0.01 par value: 50,000 shares authorized, no shares issued and outstanding	—	—
Common stock, \$0.01 par value, 250,000 shares authorized, 43,548 shares and 44,140 shares issued and outstanding at March 31, 2024 and 2023, respectively	435	440
Additional paid-in capital	1,349,603	1,264,608
Accumulated deficit	(1,056,011)	(1,062,900)
Accumulated other comprehensive loss	(15,942)	(16,050)
Total stockholders' equity	278,085	186,098
Total liabilities and stockholders' equity	<u>\$ 943,913</u>	<u>\$ 782,574</u>

See accompanying notes to consolidated financial statements

Commvault Systems, Inc.
Consolidated Statements of Operations
(In thousands, except per share data)

	Year Ended March 31,		
	2024	2023	2022
Revenues:			
Subscription	\$ 429,167	\$ 347,784	\$ 268,359
Perpetual license	57,613	74,918	111,857
Customer support	307,771	314,313	347,115
Other services	44,696	47,575	42,260
Total revenues	<u>839,247</u>	<u>784,590</u>	<u>769,591</u>
Cost of revenues:			
Subscription	58,406	44,482	24,578
Perpetual license	2,168	2,439	4,563
Customer support	60,752	58,273	54,719
Other services	30,284	30,208	29,999
Total cost of revenues	<u>151,610</u>	<u>135,402</u>	<u>113,859</u>
Gross margin	687,637	649,188	655,732
Operating expenses:			
Sales and marketing	354,994	340,783	341,644
Research and development	132,328	141,847	153,615
General and administrative	113,997	104,240	103,049
Restructuring	4,548	15,452	6,192
Depreciation and amortization	6,415	9,270	9,666
Headquarters impairment	—	53,481	—
Total operating expenses	<u>612,282</u>	<u>665,073</u>	<u>614,166</u>
Income (loss) from operations	75,355	(15,885)	41,566
Interest income	5,423	1,300	656
Interest expense	(415)	(472)	(109)
Other income (expense), net	3,250	(305)	1,301
Income (loss) before income taxes	83,613	(15,362)	43,414
Income tax expense (benefit)	(85,293)	20,412	9,790
Net income (loss)	<u>\$ 168,906</u>	<u>\$ (35,774)</u>	<u>\$ 33,624</u>
Net income (loss) per common share:			
Basic	<u>\$ 3.85</u>	<u>\$ (0.80)</u>	<u>\$ 0.74</u>
Diluted	<u>\$ 3.75</u>	<u>\$ (0.80)</u>	<u>\$ 0.71</u>
Weighted average common shares outstanding:			
Basic	<u>43,885</u>	<u>44,664</u>	<u>45,443</u>
Diluted	<u>45,100</u>	<u>44,664</u>	<u>47,220</u>

See accompanying notes to consolidated financial statements

Commvault Systems, Inc.
Consolidated Statements of Comprehensive Income (Loss)
(In thousands)

	Year Ended March 31,		
	2024	2023	2022
Net income (loss)	\$ 168,906	\$ (35,774)	\$ 33,624
Other comprehensive income (loss):			
Foreign currency translation adjustment	108	(4,187)	(1,513)
Comprehensive income (loss)	\$ 169,014	\$ (39,961)	32,111

See accompanying notes to consolidated financial statements

Commvault Systems, Inc.
Consolidated Statements of Stockholders' Equity
(In thousands)

	Common Stock		Additional Paid-In Capital	Accumulated Deficit	Accumulated Other Comprehensive Loss	Total
	Shares	Amount				
Balance at March 31, 2021	46,482	\$ 463	\$ 1,069,695	\$ (665,774)	\$ (10,350)	\$ 394,034
Stock-based compensation			105,163			105,163
Share issuance related to stock-based compensation	2,336	23	29,737			29,760
Repurchase of common stock	(4,307)	(43)	(38,647)	(266,549)		(305,239)
Net income				33,624		33,624
Other comprehensive loss					(1,513)	(1,513)
Balance at March 31, 2022	44,511	443	1,165,948	(898,699)	(11,863)	255,829
Stock-based compensation			105,746			105,746
Share issuance related to stock-based compensation	2,150	22	15,383			15,405
Repurchase of common stock	(2,521)	(25)	(22,469)	(128,427)		(150,921)
Net loss				(35,774)		(35,774)
Other comprehensive loss					(4,187)	(4,187)
Balance at March 31, 2023	44,140	440	1,264,608	(1,062,900)	(16,050)	186,098
Stock-based compensation			94,551			94,551
Share issuance related to stock-based compensation	1,887	19	13,421			13,440
Repurchase of common stock	(2,479)	(24)	(22,977)	(162,017)		(185,018)
Net income				168,906		168,906
Other comprehensive income					108	108
Balance at March 31, 2024	43,548	\$ 435	\$ 1,349,603	\$ (1,056,011)	\$ (15,942)	\$ 278,085

See accompanying notes to consolidated financial statements

Commvault Systems, Inc.
Consolidated Statements of Cash Flows
(In thousands)

	Year Ended March 31,		
	2024	2023	2022
Cash flows from operating activities			
Net income (loss)	\$ 168,906	\$ (35,774)	\$ 33,624
Adjustments to reconcile net income (loss) to net cash provided by operating activities:			
Depreciation and amortization	6,530	10,323	10,950
Noncash stock-based compensation	94,551	105,746	105,163
Noncash change in fair value of equity securities	17	305	(301)
Noncash headquarters impairment	—	53,481	—
Deferred income taxes	(109,598)	(674)	49
Amortization of deferred commissions cost	26,531	22,626	18,339
Changes in operating assets and liabilities:			
Trade accounts receivable, net	(21,725)	(11,596)	(20,371)
Operating lease assets and liabilities, net	550	(56)	(925)
Other current assets and Other assets	336	6,179	3,732
Deferred commissions cost	(29,952)	(30,529)	(33,512)
Accounts payable	195	(297)	60
Accrued liabilities	16,998	(24,213)	10,400
Deferred revenue	50,394	73,756	48,295
Other liabilities	65	1,011	1,677
Net cash provided by operating activities	203,798	170,288	177,180
Cash flows from investing activities			
Purchase of property and equipment	(4,086)	(3,241)	(3,911)
Purchase of equity securities	(1,435)	(2,045)	(4,139)
Business combination, net of cash acquired	—	—	(16,894)
Other	—	—	500
Net cash used in investing activities	(5,521)	(5,286)	(24,444)
Cash flows from financing activities			
Repurchase of common stock	(184,021)	(150,921)	(305,239)
Proceeds from stock-based compensation plans	13,440	15,405	29,760
Debt issuance costs	—	(63)	(609)
Net cash used in financing activities	(170,581)	(135,579)	(276,088)
Effects of exchange rate — changes in cash	(2,720)	(9,152)	(6,378)
Net increase (decrease) in cash and cash equivalents	24,976	20,271	(129,730)
Cash and cash equivalents at beginning of year	287,778	267,507	397,237
Cash and cash equivalents at end of year	<u>\$ 312,754</u>	<u>\$ 287,778</u>	<u>\$ 267,507</u>
Supplemental disclosures of cash flow information			
Interest paid	\$ 253	\$ 253	\$ 13
Income taxes paid	\$ 19,970	\$ 15,175	\$ (1,493)

See accompanying notes to consolidated financial statements

Commvault Systems, Inc.
Notes to Consolidated Financial Statements
(In thousands, except per share data)

1. Nature of Business

Commvault Systems, Inc. and its subsidiaries ("Commvault," "we," "us," or "our") provides its customers with a scalable platform that enhances customers' cyber resiliency by protecting their data in a world of increasing threats. We provide these products and services across many types of environments, including on-premises, hybrid and multi-cloud. Our offerings are delivered via self-managed software, software-as-a-service ("SaaS"), integrated appliances, or managed by partners. Customers use our Commvault Cloud platform to protect themselves from threats like ransomware and recover their data efficiently.

2. Summary of Significant Accounting Policies

Reclassification of Prior Year Balances

Certain prior year amounts have been reclassified for consistency with the current year presentation. These reclassifications have no impact on the amount of total revenues or net income. Beginning in fiscal 2024, the software and services line items on the consolidated statements of operations, related to revenues and cost of revenues, are being presented in the following categories:

Subscription - The amounts on this line include the revenues and costs of recurring time-based arrangements, including the software portion of term-based licenses and SaaS offerings. The software component of term-based licenses is typically recognized when the software is delivered or made available for download. For SaaS offerings, revenue is generally recognized ratably over the contract term beginning on the date that the service is made available to the customer.

Perpetual license - The amounts on this line include the revenues and costs from the sale of perpetual software licenses. Perpetual software license revenue is typically recognized when the software is delivered or made available for download.

Customer support - The amounts on this line include customer support revenues and costs associated with our software products. Customer support includes software updates on a when-and-if-available basis, telephone support, integrated web-based support, and other premium support offerings, for both subscription software and perpetual software license arrangements. Customer support revenue is typically recognized ratably over the term of the customer support agreement.

Other services - The amounts included on this line consist primarily of revenues and costs related to professional service offerings, including consultation, assessment and design, installation services, and customer education. Revenues related to other professional services are typically recognized as the services are performed.

Basis of Presentation

The consolidated financial statements include the accounts of Commvault. All intercompany transactions and balances have been eliminated in consolidation.

Use of Estimates

The preparation of financial statements and related disclosures in conformity with U.S. generally accepted accounting principles ("GAAP") requires management to make judgments and estimates that affect the amounts reported in our consolidated financial statements and the accompanying notes. We base our estimates and judgments on historical experience and on various other assumptions that we believe are reasonable under the circumstances. The amounts of assets and liabilities reported in our balance sheets and the amounts of revenues and expenses reported for each of the periods presented are affected by estimates and assumptions, which are used for, but not limited to, the accounting for revenue recognition, income taxes and related reserves, deferred commissions, purchased intangible assets and goodwill. Actual results could differ from those estimates.

Commvault Systems, Inc.
Notes to Consolidated Financial Statements — (Continued)
(In thousands, except per share data)

Revenue

We account for revenue in accordance with Accounting Standards Codification ("ASC") Topic 606, *Revenue from Contracts with Customers* ("ASC 606"). We record revenue net of sales tax. For a further discussion of our accounting policies related to revenue, see Note 3 of the notes to the consolidated financial statements.

Accounting for Stock-Based Compensation

Restricted stock units without a market condition are measured based on the fair market values of the underlying stock on the date of grant. We recognize stock-based compensation expense using the straight-line method for all stock awards that do not include a market or performance condition. Awards that include a market or performance condition are expensed using the accelerated method.

Software Development Costs

The costs for the development of new products and substantial enhancements to existing products are expensed as incurred until technological feasibility has been established, at which time any additional costs would be capitalized in accordance with the accounting guidance for software. Because our current process for developing software is essentially completed concurrently with the establishment of technological feasibility, which occurs upon the completion of a working model, no costs have been capitalized for any of the periods presented.

Advertising Costs

We expense advertising costs as incurred. Advertising expenses were \$8,514, \$8,663, and \$9,572 for the years ended March 31, 2024, 2023 and 2022, respectively.

Accounting for Income Taxes

We account for income taxes in accordance with ASC Topic 740, *Income Taxes* ("ASC 740"). The provision for income taxes and effective tax rates are calculated by legal entity and jurisdiction and are based on a number of factors, including the level of pre-tax earnings, income tax planning strategies, differences between tax laws and accounting rules, statutory tax rates and credits, uncertain tax positions and valuation allowances. We provide for global intangible low-taxed income ("GILTI") earned by certain foreign subsidiaries in the year the tax is incurred and record an estimate of GILTI as a component of the tax provision. We use significant judgment and estimates in evaluating tax positions. The effective tax rate in a given financial statement period may be materially impacted by changes in the mix and level of earnings by taxing jurisdiction.

Under ASC 740, deferred income taxes arise from temporary differences between the tax basis of assets and liabilities and their reported amounts. Valuation allowances are established when, in our judgment, it is more likely than not that deferred tax assets will not be realized. In assessing the need for a valuation allowance, we weigh the available positive and negative evidence, including historical levels of pre-tax income, legislative developments, expectations and risks associated with estimates of future pre-tax income, and prudent and feasible tax planning strategies.

Foreign Currency Translation

The functional currencies of our foreign operations are deemed to be the local country's currency. Assets and liabilities of our international subsidiaries are translated at their respective period-end exchange rates, and revenues and expenses are translated at average currency exchange rates for the period. The resulting balance sheet translation adjustments are included in other comprehensive income (loss) and are reflected as a separate component of stockholders' equity.

Foreign currency transaction gains and losses are recorded in general and administrative expenses in the consolidated statements of operations. These gains and losses relate primarily to receivables and payables that are not denominated in the functional currency of the subsidiary they relate to. We recognized net foreign currency transaction losses of \$2,388 and \$1,163 in the years ended March 31, 2024, and 2023, respectively, and insignificant losses in the year ended March 31, 2022.

Commvault Systems, Inc.
Notes to Consolidated Financial Statements — (Continued)
(In thousands, except per share data)

Net Income (Loss) per Common Share

Basic net income (loss) per common share is computed by dividing net income (loss) by the weighted average number of common shares during the period. Diluted net income (loss) per share is computed using the weighted average number of common shares and, if dilutive, potential common shares outstanding during the period. Potential common shares consist of the incremental common shares issuable upon the vesting of restricted stock units, shares to be purchased under the Employee Stock Purchase Plan ("ESPP"), and the exercise of stock options. The dilutive effect of such potential common shares is reflected in diluted earnings (loss) per share by application of the treasury stock method.

The following table sets forth the reconciliation of basic and diluted net income (loss) per common share:

	Year Ended March 31,		
	2024	2023	2022
Net income (loss)	\$ 168,906	\$ (35,774)	\$ 33,624
Basic net income (loss) per common share:			
Basic weighted average shares outstanding	43,885	44,664	45,443
Basic net income (loss) per common share	\$ 3.85	\$ (0.80)	\$ 0.74
Diluted net income (loss) per common share:			
Basic weighted-average shares outstanding	43,885	44,664	45,443
Dilutive effect of stock options and restricted stock units ⁽¹⁾	1,215	—	1,777
Diluted weighted-average shares outstanding	45,100	44,664	47,220
Diluted net income (loss) per common share	3.75	(0.80)	0.71

⁽¹⁾ In fiscal 2023 dilutive shares have been excluded because we were in a net loss position.

The diluted weighted-average shares outstanding exclude restricted stock units, performance restricted stock units, shares to be purchased under the ESPP and outstanding stock options totaling 271, 3,939 and 505 for the fiscal years ended March 31, 2024, 2023 and 2022, respectively, because the effect would have been anti-dilutive.

Cash and Cash Equivalents

We consider all highly liquid investments purchased with maturities of three months or less at the date of purchase to be cash equivalents.

Trade and Other Receivables

Trade and other receivables are primarily comprised of trade receivables that are recorded at the invoice amount, net of an allowance for doubtful accounts, which is not material. Unbilled receivables represent amounts for which revenue has been recognized but which have not yet been invoiced to the customer. The current portion of unbilled receivables is included in trade accounts receivable on the consolidated balance sheets. Long-term unbilled receivables are included in other assets. The allowance for doubtful accounts was \$173 as of March 31, 2024 and \$197 as of March 31, 2023. For the years ended March 31, 2024, 2023 and 2022, bad debt expense was immaterial.

Historically, we have not experienced material losses related to the inability to collect receivables from our customers. There is presently no indication that we will not collect material amounts of accounts receivable as of March 31, 2024. The inability to collect receivables could have a material impact on our results of operations.

Concentration of Credit Risk

We grant credit to customers in a wide variety of industries worldwide and generally do not require collateral. Credit losses relating to these customers have been minimal.

Sales through our distribution agreement with Arrow Enterprise Computing Solutions, Inc. ("Arrow") totaled approximately 36% of total revenues for the year ended March 31, 2024, and 37% of total revenues for the years

Commvault Systems, Inc.
Notes to Consolidated Financial Statements — (Continued)
(In thousands, except per share data)

ended March 31, 2023 and 2022. Arrow accounted for approximately 29% and 34% of total accounts receivable as of March 31, 2024 and 2023, respectively.

Fair Value of Financial Instruments

Fair value is defined as the exchange price that would be received for an asset or paid to transfer a liability (an exit price) in the principal or most advantageous market for such asset or liability in an orderly transaction between market participants on the measurement date. Valuation techniques used to measure fair value should maximize the use of observable inputs and minimize the use of unobservable inputs. To measure fair value, we use the following fair value hierarchy based on three levels of inputs, of which the first two are considered observable and the last unobservable:

Level 1 — Observable inputs such as quoted prices in active markets for identical assets or liabilities;

Level 2 — Inputs other than Level 1, that are observable for the asset or liability, either directly or indirectly; and

Level 3 — Unobservable inputs that are supported by little or no market activity and that require the reporting entity to develop its own assumptions.

The carrying amounts of our cash, cash equivalents, accounts receivable and accounts payable approximate their fair values due to the short-term maturity of these instruments. Our cash equivalents balance consists primarily of U.S. Treasury Bills with maturities of one month or less.

The following table summarizes the composition of our financial assets measured at fair value at March 31, 2024:

	Level 1	Level 2	Level 3	Total
Cash equivalents	\$ 24,902	—	—	\$ 24,902

There were no financial assets or liabilities measured at fair value on a recurring basis for the year ended March 31, 2023.

Equity Securities Accounted for at Net Asset Value

We held equity interests in private equity funds of \$7,318 as of March 31, 2024, which are accounted for under the net asset value practical expedient as permitted under ASC 820, *Fair Value Measurement*. These investments are included in other assets in the accompanying consolidated balance sheets. The net asset values of these investments are determined using quarterly capital statements from the funds, which are based on our contributions to the funds, allocation of profit and loss and changes in fair value of the underlying fund investments. Changes in fair value as reported on the capital statements are recorded through the consolidated statements of operations as non-operating income or expense. These private equity funds focus on making investments in key technology sectors, principally by investing in companies at expansion capital and growth equity stages. We have total unfunded commitments in private equity funds of \$2,645 as of March 31, 2024.

Leases

We account for leases in accordance with ASC 842, *Leases*. For a further discussion of our accounting policies related to leases, see Note 15 of the notes to the consolidated financial statements.

Property and Equipment

Property and equipment are stated at cost, less accumulated depreciation and amortization. Land is not depreciated. Depreciation is calculated on a straight-line basis over the estimated useful lives of the assets. Computer and related equipment is generally depreciated over eighteen months to three years and furniture and fixtures are generally depreciated over three to twelve years. Leasehold improvements are amortized over the shorter of the useful life of the improvement or the term of the related lease. Expenditures for routine maintenance and repairs are charged against operations. Major replacements, improvements and additions are capitalized.

Commvault Systems, Inc.
Notes to Consolidated Financial Statements — (Continued)
(In thousands, except per share data)

In January 2023, the assets that previously comprised our owned corporate headquarters met the held for sale criteria in accordance with ASC 360, *Property, Plant and Equipment* ("ASC 360"), and were reclassified as such. These assets are no longer being depreciated. For further discussion on assets held for sale, see Note 5 of the notes to the consolidated financial statements.

Goodwill and Intangible Assets

Goodwill is recorded when the consideration paid for an acquisition exceeds the fair value of net tangible and intangible assets acquired. The carrying value of goodwill is tested for impairment on an annual basis on January 1, or more often if an event occurs or circumstances change that would more likely than not reduce the fair value of its carrying amount. For the purpose of impairment testing, we have a single reporting unit. The impairment test consists of comparing the fair value of the reporting unit with its carrying amount that includes goodwill. If the carrying amount of the reporting unit exceeds the fair value of the reporting unit, an impairment loss would be recognized to reduce the carrying amount to its fair value.

Our finite lived purchased intangible asset, developed technology, was valued using the replacement cost method and is being amortized on a straight-line basis over its economic life of three years as we believed this method most closely reflects the pattern in which the economic benefits of the assets will be consumed. Impairment losses are recognized if the carrying amount of an intangible asset is both not recoverable and exceeds its fair value.

Long-Lived Assets

We review our long-lived assets for impairment whenever events or changes in circumstances indicate that the carrying amount of the assets may not be fully recoverable. To determine the recoverability of our long-lived assets, we evaluate the estimated future undiscounted cash flows that are directly associated with, and that are expected to arise as a direct result of, the use and eventual disposition of the long-lived asset. If the estimated future undiscounted cash flows demonstrate that recoverability is not probable, an impairment loss would be recognized. An impairment loss would be calculated based on the excess carrying amount of the long-lived asset over the long-lived asset's fair value. The fair value would be determined based on valuation techniques such as a comparison to fair values of similar assets.

Deferred Commissions Cost

Sales commissions, bonuses, and related payroll taxes earned by our employees are considered incremental and recoverable costs of obtaining a contract with a customer. Our typical contracts include performance obligations related to term-based software licenses, SaaS offerings, perpetual software licenses, software updates, and customer support. In these contracts, incremental costs of obtaining a contract are allocated to the performance obligations based on the relative estimated standalone selling prices and then recognized on a systematic basis that is consistent with the transfer of the goods or services to which the asset relates. We do not pay commissions on annual renewals of customer support contracts for perpetual licenses. The costs allocated to software and products are expensed at the time of sale, when revenue for the functional software license or appliance is recognized. The costs allocated to software updates and customer support for perpetual licenses are amortized ratably over a period of approximately five years, the expected period of benefit of the asset capitalized. We currently estimate a period of five years is appropriate based on consideration of historical average customer life and the estimated useful life of the underlying software sold as part of the transaction. The commission paid on the renewal of subscription arrangements is not commensurate with the commission paid on the initial purchase. As a result, the cost of commissions allocated to SaaS offerings, software updates and customer support on the initial term-based software license transactions are amortized over a period of approximately five years, consistent with the accounting for these costs associated with perpetual licenses. The costs of commissions allocated to SaaS offerings, software updates and support for the renewal of term-based software licenses is limited to the contractual period of the arrangement, as we pay a commensurate renewal commission upon the next renewal of the subscription software license and related updates and support.

The incremental costs attributable to professional services are generally amortized over the period the related services are provided and revenue is recognized. Amortization expense related to these costs is included in sales and marketing expenses in the accompanying consolidated statements of operations.

Commvault Systems, Inc.
Notes to Consolidated Financial Statements — (Continued)
(In thousands, except per share data)

Deferred Revenue

Deferred revenues represent amounts collected from, or invoiced to, customers in excess of revenues recognized. This results primarily from the billing of annual customer support agreements, the billing of SaaS subscription arrangements and billings for other services that have not yet been performed by us. The value of deferred revenues will increase or decrease based on the timing of invoices and recognition of revenue.

Share Repurchases

We consider all shares repurchased as canceled shares restored to the status of authorized but unissued shares on the trade date. The aggregate purchase price of the shares of our common stock repurchased is reflected as a reduction to stockholders' equity. We account for shares repurchased as an adjustment to common stock (at par value) with the excess repurchase price allocated between additional paid-in capital and accumulated deficit.

Comprehensive Income

Comprehensive income is defined to include all changes in equity, except those resulting from investments by stockholders and distribution to stockholders.

Recently Adopted and Recently Issued Accounting Standards

There were no recently adopted accounting standards that had a material effect on our condensed consolidated financial statements and accompanying disclosures. The table below outlines recently issued accounting standards not yet adopted.

Standard	Description	Effective Date	Effect on the Consolidated Financial Statements (or Other Significant Matters)
Accounting Standards Update ("ASU") No. 2023-07 (Topic 280): Segment Reporting	In November 2023, the Financial Accounting Standards Board ("FASB") issued a new standard to improve reportable segment disclosure requirements, primarily through enhanced disclosures about significant segment expenses. In addition, the amendments enhance interim disclosure requirements, clarify circumstances in which an entity can disclose multiple segment measures of profit or loss, provide new segment disclosure requirements for entities with a single reportable segment, and contain other disclosure requirements.	This standard will be effective for our fiscal year beginning April 1, 2024, and interim periods within our fiscal year beginning April 1, 2025.	We will adopt this standard using a retrospective approach on April 1, 2024. We are currently evaluating the impact of this standard in our consolidated financial statements, including accounting policies, processes, and systems.
ASU No. 2023-09 (Topic 740): Income Taxes	In December 2023, the FASB issued a new standard to improve income tax disclosures. The standard requires greater disaggregated information about a reporting entity's effective tax rate reconciliation as well as information on income taxes paid.	This standard will be effective for our fiscal year beginning April 1, 2025.	We are currently evaluating the impact of this standard in our consolidated financial statements, including accounting policies, processes, and systems.

Commvault Systems, Inc.
Notes to Consolidated Financial Statements — (Continued)
(In thousands, except per share data)

3. Revenue

We derive revenues from various sources, including subscriptions, perpetual software licenses, customer support contracts and other services.

Subscription

Subscription includes the revenues derived from term-based arrangements, including the software portion of term-based licenses and SaaS offerings. The software component of term-based licenses is typically recognized when the software is delivered or made available for download. The term of our subscription arrangements is typically one to three years, but can range between one and five years. For SaaS offerings, revenue is generally recognized ratably over the contract term beginning on the date that the service is made available to the customer.

Perpetual License

Perpetual license includes the revenues from the sale of perpetual software licenses. Perpetual software license revenue is typically recognized when the software is delivered or made available for download.

Customer Support

Customer support includes revenues associated with support contracts tied to our software products. Customer support includes software updates on a when-and-if-available basis, telephone support, integrated web-based support, and other premium support offerings, for both subscription software and perpetual software license arrangements. We sell our customer support contracts as a percentage of net software purchases. Customer support revenue is recognized ratably over the term of the customer support agreement, which is typically one year on our perpetual licenses and over the term on our term-based licenses.

Other Services

Other services consist primarily of revenues related to professional service offerings, including consultation, assessment and design, installation services, and customer education. Revenues related to other services can vary period over period based on the timing services are delivered and are typically recognized as the services are performed.

We do not customize our software licenses (both perpetual and term-based) and installation services are not required. Software licenses are delivered before related services are provided and are functional without professional services, updates and technical support. We have concluded that our software licenses (both perpetual and term-based) are functional intellectual property that is distinct, as the user can benefit from the software on its own. Revenues for both perpetual and term-based licenses are typically recognized when the software is delivered and/or made available for download as this is the point the user of the software can direct the use of, and obtain substantially all of the remaining benefits from, the functional intellectual property. We do not recognize software revenue related to the renewal of subscription software licenses earlier than the beginning of the new subscription period.

We also offer appliances that integrate our software with hardware and address a wide-range of business needs and use cases, ranging from support for remote or branch offices with limited IT staff up to large corporate data centers. Our appliances are almost exclusively sold via a software only model in which we sell software to a third party, which assembles an integrated appliance that is sold to end user customers. As a result, the revenues and costs associated with hardware are usually not included in our financial statements.

Commvault Systems, Inc.
Notes to Consolidated Financial Statements — (Continued)
(In thousands, except per share data)

Our typical performance obligations include the following:

Performance Obligation	When Performance Obligation is Typically Satisfied	When Payment is Typically Due	How Standalone Selling Price is Typically Estimated
Subscription			
Term-based software licenses	Upon shipment or made available for download (point in time)	Within 90 days of shipment except for certain subscription licenses which are paid for over time	Residual approach
Software-as-a-service (SaaS)	Ratably over the course of the contract (over time)	Annually or at the beginning of the contract period	Observable in transactions without multiple performance obligations
Perpetual License			
Perpetual software licenses	Upon shipment or made available for download (point in time)	Within 90 days of shipment	Residual approach
Customer Support			
Software updates	Ratably over the course of the support contract (over time)	At the beginning of the contract period	Observable in renewal transactions
Customer support	Ratably over the course of the support contract (over time)	At the beginning of the contract period	Observable in renewal transactions
Other Services			
Other professional services (except for education services)	As work is performed (over time)	Within 90 days of services being performed	Observable in transactions without multiple performance obligations
Education services	When the class is taught (point in time)	Within 90 days of services being performed	Observable in transactions without multiple performance obligations

Judgments related to revenue recognition

Most of our contracts with customers contain multiple performance obligations. For these contracts, we evaluate and account for individual performance obligations separately if they are determined to be distinct. The transaction price is allocated to the separate performance obligations on a relative standalone selling price basis. Standalone selling prices of software licenses (both perpetual and term-based) are typically estimated using the residual approach. Standalone selling prices for SaaS, customer support contracts, and other services are typically estimated based on observable transactions when these services are sold on a standalone basis. We recognize revenue net of sales tax.

Commvault Systems, Inc.
Notes to Consolidated Financial Statements — (Continued)
(In thousands, except per share data)

Disaggregation of Revenue

We disaggregate revenues from contracts with customers into geographical regions. Our Americas region includes the United States, Canada, and Latin America. Our International region primarily includes Europe, Middle East, Africa, Australia, India, Southeast Asia, and China.

	Year Ended March 31,		
	2024	2023	2022
Americas	\$ 498,545	\$ 469,244	\$ 457,895
International	340,702	315,346	311,696
Total revenues	<u>\$ 839,247</u>	<u>\$ 784,590</u>	<u>\$ 769,591</u>

Remaining Performance Obligations

Remaining performance obligations represent expected future revenue from existing contracts where performance obligations are unsatisfied or partially unsatisfied at the end of the reporting period. As of March 31, 2024, our remaining performance obligations (inclusive of deferred revenues) were \$618,907, of which approximately 68% is expected to be recognized as revenue over the next 12 months and the remainder recognized thereafter. The vast majority of these revenues consist of SaaS arrangements, customer support, and other services. Other services consists primarily of professional services revenue which is contingent upon a number of factors, including customers' needs and scheduling.

Information about Contract Balances

Amounts collected in advance of services being provided are accounted for as deferred revenue. Nearly all of our deferred revenue balance is related to SaaS arrangements, customer support, and other services.

In some arrangements we allow customers to pay for term-based licenses over the term of the software license. Amounts recognized as revenue in excess of amounts billed are recorded as unbilled receivables. Unbilled receivables which are anticipated to be invoiced in the next twelve months are included in accounts receivable on the consolidated balance sheets. Long-term unbilled receivables are included in other assets. The opening and closing balances of our accounts receivable, unbilled receivables and deferred revenues are as follows:

	Accounts Receivable	Unbilled Receivable (current)	Unbilled Receivable (long-term)	Deferred Revenue (current)	Deferred Revenue (long-term)
Opening balance as of March 31, 2023	\$ 188,736	\$ 21,705	\$ 9,867	\$ 307,562	\$ 174,393
Increase/(decrease), net	8,215	4,027	4,604	54,888	(5,921)
Ending balance as of March 31, 2024	<u>\$ 196,951</u>	<u>\$ 25,732</u>	<u>\$ 14,471</u>	<u>\$ 362,450</u>	<u>\$ 168,472</u>

The net increase in accounts receivable (inclusive of unbilled receivables) is primarily a result of an increase in revenue relative to the prior year period. The net increase in deferred revenue is a result of an increase in SaaS contracts which are billed upfront but recognized ratably over the contract period and an increase in deferred customer support revenue.

The amount of revenue recognized in the period that was included in the opening deferred revenue balance was approximately \$313,766 for the year ended March 31, 2024. The vast majority of this revenue consists of customer support and SaaS arrangements. The amount of revenue recognized from performance obligations satisfied in prior periods was not significant.

Commvault Systems, Inc.
Notes to Consolidated Financial Statements — (Continued)
(In thousands, except per share data)

4. Goodwill and Intangible Assets, Net

Goodwill

Goodwill represents the residual purchase price paid in a business combination after the fair value of all identified assets and liabilities have been recorded. It includes the estimated value of potential expansion with new customers, the opportunity to further develop sales relationships with new customers and intangible assets that do not qualify for separate recognition. Goodwill is not amortized. None of the goodwill recorded is expected to be deductible for income tax purposes.

There were no impairments to the carrying amount of goodwill during the fiscal years ended March 31, 2024, 2023 or 2022.

Goodwill balances are as follows:

	2024		2023	
Opening balance	\$	127,780	\$	127,780
Additions/(Impairments)		—		—
Ending balance	\$	127,780	\$	127,780

Intangible assets, net

Intangible assets are recorded at cost and amortized over useful lives of three years.

	March 31, 2024			March 31, 2023		
	Gross Carrying Amount	Accumulated Amortization	Net Carrying Value	Gross Carrying Amount	Accumulated Amortization	Net Carrying Value
Developed technology	\$ 3,750	\$ (2,708)	\$ 1,042	\$ 3,750	\$ (1,458)	\$ 2,292

Amortization expense from acquired intangible assets was \$1,250 for the fiscal years ended March 31, 2024 and 2023 and \$208 for fiscal year ended 2022.

As of March 31, 2024, the estimated future amortization expense of intangible assets with finite lives is \$1,042, which will be fully recognized in fiscal year 2025.

Commvault Systems, Inc.
Notes to Consolidated Financial Statements — (Continued)
(In thousands, except per share data)

5. Assets Held for Sale

During the fourth quarter of fiscal 2023, we entered into an exclusive agreement to sell our owned corporate headquarters in Tinton Falls, New Jersey for \$40,000 in cash consideration and determined the assets and land related to headquarters met the criteria for classification as assets held for sale in accordance with ASC 360, Impairment and Disposal of Long-Lived Assets ("ASC 360"). The property's previous carrying amount of \$92,161 was written down to its estimated fair value, less estimated costs to sell, of \$38,680, resulting in a non-cash impairment charge of \$53,481 on our consolidated statements of operations for the period ended March 31, 2023. Upon closing of the transaction, we intend to enter into a lease for a portion of the premises.

As of March 31, 2024, the sale has not yet been finalized and the exclusivity of the agreement has expired. As a result of the expiration of the exclusivity, we received a payment for \$1,670 related to non-refundable escrow, which is recorded in other income (loss) on our consolidated statements of operations for the period ended March 31, 2024.

The assets have been classified as held for sale for more than one year. In accordance with ASC 360, assets not sold by the end of the one-year period may still qualify as held for sale, if certain conditions are met. The Board of Directors reconfirmed their approval of the sale at the January 2024 meeting and we believe the sale will be completed in calendar year 2024. As of March 31, 2024, we concluded all of the held for sale criteria is still met, and the assets are properly classified on the consolidated balance sheets. In addition, we have assessed whether there are any indicators of impairment and have concluded that the current carrying amount represents the estimated fair value, less estimated costs to sell, and no additional remeasurement should be recorded.

6. Property and Equipment

Property and equipment consist of the following:

	March 31,	
	2024	2023
Computers, servers and other equipment	\$ 45,620	\$ 43,135
Furniture and fixtures	2,965	3,264
Leasehold improvements	8,180	8,433
Purchased software	2,586	1,862
Construction in process	189	111
	<u>59,540</u>	<u>56,805</u>
Less: Accumulated depreciation and amortization	<u>(51,579)</u>	<u>(48,518)</u>
	<u>\$ 7,961</u>	<u>\$ 8,287</u>

We recorded depreciation and amortization expense of \$5,165, \$8,958, and \$10,708 for the years ended 2024, 2023 and 2022, respectively. Depreciation expense allocated to our cost of goods sold was approximately \$938 for the year ended 2023, and \$1,250 for the year ended 2022. There was no depreciation expense allocated to our cost of goods sold for the year ended 2024.

As discussed in Note 5 of the notes to the consolidated financial statements, assets related to the sale of the Tinton Falls, New Jersey headquarters were reclassified to assets held for sale in the fourth quarter of fiscal 2023, at which time depreciation ended.

Commvault Systems, Inc.
Notes to Consolidated Financial Statements — (Continued)
(In thousands, except per share data)

7. Accrued Liabilities

Accrued liabilities consist of the following:

	March 31,	
	2024	2023
Compensation and related payroll taxes	\$ 70,961	\$ 58,112
Other	46,283	39,776
	<u>\$ 117,244</u>	<u>\$ 97,888</u>

8. Commitments and Contingencies

Purchase Commitments

We, in the normal course of business, enter into various purchase commitments for goods or services. Our outstanding commitments primarily relate to marketing and IT services and also include the remaining purchase commitments for our use of certain cloud services with third-party providers. Total non-cancellable purchase commitments as of March 31, 2024 are as follows:

	Year Ended March 31,				
	2025	2026	2027	2028 and beyond	Total
Purchase commitments	\$ 42,011	\$ 9,652	\$ 1,532	\$ 111,527	\$ 164,722

In June 2022, we entered into an amended agreement with a third-party provider, in the ordinary course of business, for the use of certain cloud services through June 2027. Under the amended agreement, we committed to a purchase of \$200,000 throughout the term of the agreement. As of March 31, 2024, we had \$111,500 of remaining obligations under the purchase agreement.

We have certain software royalty commitments associated with the shipment and licensing of certain products. Royalty expense is generally based on a fixed cost per unit shipped or a fixed fee for unlimited units shipped over a designated period. Royalty expense, included in cost of subscription and perpetual license revenues, was as follows:

	Year Ended March 31,		
	2024	2023	2022
Royalty expense	\$ 9,717	\$ 9,339	\$ 11,188

Warranties and Indemnifications

We typically offer a 90-day limited product warranty for our software. To date, costs related to this product warranty have not been significant.

We provide certain provisions within our software licensing agreements to indemnify our customers from any claim, suit or proceeding arising from alleged or actual intellectual property infringement. These provisions continue in perpetuity, along with our software licensing agreements. We have never incurred a liability relating to one of these indemnification provisions, and management believes that the likelihood of any future payout relating to these provisions is remote. Therefore, we have not recorded a liability during any period for these indemnification provisions.

Commvault Systems, Inc.
Notes to Consolidated Financial Statements — (Continued)
(In thousands, except per share data)

Lease Obligations

Please refer to Note 15 of the notes to the financial statements for more detail on our minimum lease commitments.

Legal Proceedings

We do not believe that we are currently party to any pending legal action that could reasonably be expected to have a material adverse effect on our business or operating results.

During fiscal 2022, we entered into settlement agreements resulting in a \$7,900 gain which resolved certain legal matters. The settlement amounts are recorded in general and administrative expenses net against related legal expenses.

9. Capitalization

Common Stock

We have 43,548 and 44,140 shares of common stock, par value \$0.01, outstanding at March 31, 2024 and March 31, 2023, respectively.

Our share repurchase program has been funded by our existing cash and cash equivalent balances, as well as cash flows provided by our operations.

The Board of Directors (the "Board") had previously approved a share repurchase program of \$250,000 in April 2023. The Board's authorization has no expiration date. During fiscal 2024, we repurchased \$184,021 of our common stock, or approximately 2,479 shares. As a result, \$71,944 remained available under the current authorization as of March 31, 2024.

Subsequent Event

On April 18, 2024, the Board of Directors approved an increase in our share repurchase program so that \$250,000 was available. The Board's authorization has no expiration date.

Shares Reserved for Issuance

At March 31, 2024, we have reserved 6,149 shares in connection with our Stock Plans discussed in Note 10 of the notes to the consolidated financial statements.

10. Stock Plans

We maintain the Omnibus Incentive Plan (the "2016 Incentive Plan") for granting awards to employees. On August 29, 2023, our shareholders approved an amendment to the 2016 Incentive Plan to increase the maximum number of shares of common stock that may be delivered under the plan to 14,250, an increase of 3,200 shares. The 2016 Incentive Plan authorizes a broad range of awards including stock options, stock appreciation rights, full value awards (including restricted stock, restricted stock units, performance shares or units and other stock-based awards) and cash-based awards. As of March 31, 2024, approximately 3,754 shares were available for future grant under the 2016 Incentive Plan.

As of March 31, 2024, we have granted non-qualified stock options, restricted stock units and performance stock awards under our stock incentive plans. Historically, most equity awards granted by us under our stock incentive plans generally vest quarterly over a three-year period, except that the shares that would otherwise vest quarterly over the first twelve months do not vest until the first anniversary of the grant. We anticipate that future grants under our stock incentive plans will be restricted stock units and performance stock awards and do not anticipate that we will grant stock options.

Commvault Systems, Inc.
Notes to Consolidated Financial Statements — (Continued)
(In thousands, except per share data)

The following table presents the stock-based compensation expense included in cost of revenues, sales and marketing, research and development, general and administrative and restructuring expenses for the years ended March 31, 2024, 2023 and 2022. Stock-based compensation is attributable to restricted stock units, performance-based awards and the ESPP.

	Year Ended March 31,		
	2024	2023	2022
Cost of revenues	\$ 6,832	\$ 4,787	\$ 4,474
Sales and marketing	36,630	43,081	37,431
Research and development	21,585	28,540	33,870
General and administrative	27,987	26,731	27,679
Restructuring	1,517	2,607	1,709
Stock-based compensation expense	<u>\$ 94,551</u>	<u>\$ 105,746</u>	<u>\$ 105,163</u>

As of March 31, 2024, there was approximately \$125,213 of unrecognized stock-based compensation expense related to all of our employee stock plans that is expected to be recognized over a weighted-average period of 1.76 years. We account for forfeitures as they occur. To the extent that awards are forfeited, stock-based compensation will be different from our current estimate.

Stock option activity is as follows:

Options	Number of Options	Weighted-Average Exercise Price	Weighted-Average Remaining Contractual Term (Years)	Aggregate Intrinsic Value
Outstanding at March 31, 2023	553	\$ 73.58		
Granted	—	—		
Exercised	(58)	48.88		
Forfeited	—	—		
Expired	(371)	86.95		
Outstanding at March 31, 2024	<u>124</u>	<u>\$ 45.25</u>	<u>0.63</u>	<u>\$ 6,969</u>
Exercisable at March 31, 2024	<u>124</u>	<u>\$ 45.25</u>	<u>0.63</u>	<u>\$ 6,969</u>

The total intrinsic value of options exercised was \$1,378, \$1,176, and \$12,704 in the years ended March 31, 2024, 2023 and 2022, respectively.

Restricted stock unit activity is as follows:

Non-Vested Restricted Stock Units	Number of Awards	Weighted-Average Grant Date Fair Value
Non-vested as of March 31, 2023	2,953	\$ 62.52
Granted	1,483	70.42
Vested	(1,641)	60.08
Forfeited	(378)	65.74
Non-vested as of March 31, 2024	<u>2,417</u>	<u>\$ 68.52</u>

The total fair value of the restricted stock units that vested during the years ended March 31, 2024, 2023 and 2022 was \$118,047, \$114,422 and \$122,259, respectively. The fair value of awards includes the awards with a market condition described below.

Commvault Systems, Inc.
Notes to Consolidated Financial Statements — (Continued)
(In thousands, except per share data)

Performance Based Awards

In fiscal 2024, we granted 120 performance stock units ("PSUs") to certain executives. Vesting of these awards is contingent upon i) us meeting certain non-GAAP performance goals (performance-based) in fiscal 2024 and ii) our customary service periods. The awards vest over three years. The related stock-based compensation expense is determined based on the value of the underlying shares on the date of grant and is recognized over the vesting term using the accelerated method. During each financial period, management estimates the probable number of PSUs that would vest until the ultimate achievement of the performance goals is known. Based on our results, the PSUs achieved at 108%. The awards are included in the restricted stock unit table.

In fiscal 2023, we granted 126 PSUs to certain executives. Vesting of these awards is contingent upon i) us meeting certain non-GAAP performance goals (performance-based) in fiscal 2023 and ii) our customary service periods. The awards vest over three years. The related stock-based compensation expense is determined based on the value of the underlying shares on the date of grant and is recognized over the vesting term using the accelerated method. Based on our results, the PSUs achieved at 128%. The awards are included in the restricted stock unit table.

Awards with a Market Condition

In fiscal 2024, we granted 120 market PSUs to certain executives. The vesting of these awards is contingent upon us meeting certain total shareholder return ("TSR") levels as compared to the Russell 3000 market index over the next three years. The awards vest in three annual tranches and have a maximum potential to vest at 200% (240 shares) based on TSR performance. The related stock-based compensation expense is determined based on the estimated fair value of the underlying shares on the date of grant and is recognized using the accelerated method over the vesting term. The estimated fair value was calculated using a Monte Carlo simulation model. The fair value of the awards granted during the year was \$87.90 per unit. The awards are included in the restricted stock unit table above.

In fiscal 2023, we granted 126 market PSUs to certain executives. The vesting of these awards is contingent upon us meeting certain TSR levels as compared to the Russell 3000 market index over the next three years. The awards vest in three annual tranches and have a maximum potential to vest at 200% (252 shares) based on TSR performance. The related stock-based compensation expense is determined based on the estimated fair value of the underlying shares on the date of grant and is recognized using the accelerated method over the vesting term. The estimated fair value was calculated using a Monte Carlo simulation model. The fair value of the awards granted during the year was \$76.48 per unit. The awards are included in the restricted stock unit table above.

Employee Stock Purchase Plan

The ESPP is a shareholder approved plan under which substantially all employees may purchase our common stock through payroll deductions at a price equal to 85% of the lower of the fair market values of the stock as of the beginning or the end of six-month offering periods. An employee's payroll deductions under the ESPP are limited to 10% of the employee's salary and employees may not purchase more than \$25 of stock during any calendar year. Employees purchased 188 shares in exchange for \$10,578 of proceeds in fiscal 2024 and 213 shares in exchange for \$10,873 of proceeds in fiscal 2023. The ESPP is considered compensatory and the fair value of the discount and look back provision are estimated using the Black-Scholes formula and recognized over the six-month withholding period prior to purchase. The total expense associated with the ESPP for fiscal 2024, 2023 and 2022 was \$3,146, \$3,740 and \$3,341, respectively. As of March 31, 2024, there was approximately \$1,177 of unrecognized cost related to the current purchase period of our ESPP.

Commvault Systems, Inc.
Notes to Consolidated Financial Statements — (Continued)
(In thousands, except per share data)

11. Income Taxes

The components of income (loss) before income taxes were as follows:

	Year Ended March 31,		
	2024	2023	2022
Domestic	\$ 62,082	\$ (35,288)	\$ 25,905
Foreign	21,531	19,926	17,509
	<u>\$ 83,613</u>	<u>\$ (15,362)</u>	<u>\$ 43,414</u>

Commvault Systems, Inc.
Notes to Consolidated Financial Statements — (Continued)
(In thousands, except per share data)

The components of income tax expense (benefit) were as follows:

	Year Ended March 31,		
	2024	2023	2022
Current:			
Federal	\$ 7,845	\$ 6,986	\$ 284
State	4,242	3,375	361
Foreign	12,220	10,725	9,096
Deferred:			
Federal	(82,773)	(607)	28
State	(19,740)	—	—
Foreign	(7,087)	(67)	21
	<u>\$ (85,293)</u>	<u>\$ 20,412</u>	<u>\$ 9,790</u>

A reconciliation of the statutory tax rates and the effective tax rates for the years ended March 31, 2024, 2023 and 2022 are as follows:

	Year Ended March 31,		
	2024	2023	2022
Statutory federal income tax expense (benefit) rate	21.0 %	(21.0)%	21.0 %
State and local income tax expense, net of federal income tax effect	2.4 %	(11.8)%	0.8 %
Foreign earnings taxed at different rates	5.7 %	28.0 %	6.2 %
U.S. tax on GILTI & FDII	(3.3)%	(17.1)%	0.5 %
Domestic permanent differences including acquisition items	1.1 %	4.7 %	3.6 %
Foreign tax credits	(2.5)%	(35.5)%	(5.3)%
Research credits	(9.3)%	(74.6)%	(28.3)%
Tax reserves	— %	(1.2)%	2.6 %
Valuation allowance	(125.3)%	219.9 %	18.3 %
Enacted tax law changes	(0.4)%	3.6 %	0.3 %
Stock-based compensation	6.7 %	41.6 %	(1.6)%
Other differences, net	1.9 %	(3.7)%	4.5 %
Effective income tax expense (benefit)	<u>(102.0)%</u>	<u>132.9 %</u>	<u>22.6 %</u>

Commvault Systems, Inc.
Notes to Consolidated Financial Statements — (Continued)
(In thousands, except per share data)

The significant components of our deferred tax assets and liabilities are as follows:

	March 31,	
	2024	2023
Deferred tax assets:		
Net operating losses	\$ 6,533	\$ 9,106
Equity investment/Capital losses	952	889
Stock-based compensation	5,338	11,912
Deferred revenue	29,748	24,025
Tax credits	28,020	42,986
Accrued expenses	1,775	1,816
Allowance for doubtful accounts and other reserves	928	572
R&D Capitalization under IRC § 174	58,867	32,091
Depreciation and amortization	9,305	9,449
Other, DTA	2,228	98
Less: valuation allowance	(18,140)	(122,921)
Total deferred tax assets	125,554	10,023
Deferred tax liabilities:		
Withholding taxes	(1,091)	(393)
Deferred commissions	(12,573)	(9,764)
Other, DTL	(2,426)	—
Total deferred tax liabilities	(16,090)	(10,157)
Net deferred tax asset (liability)	\$ 109,464	\$ (134)

Net deferred tax assets arise due to the recognition of income and expense items for tax purposes, which differ from those used for financial statement purposes. ASC 740, Income Taxes, provides for the recognition of deferred tax assets if realization of such assets is more likely than not. In assessing the need for a valuation allowance, we considered all available objective and verifiable evidence both positive and negative, including historical levels of pre-tax income (loss) both on a consolidated basis and tax reporting entity basis, legislative developments, expectations and risks associated with estimates of future pre-tax income, and prudent and feasible tax planning strategies. As a result of this analysis, we determined that it is more likely than not that we will realize the benefits of the majority of our gross deferred tax assets and therefore recorded the release of the previously established valuation allowance as an income tax benefit in the current period. At March 31, 2024 and 2023, we recorded valuation allowances of \$18,140 and \$122,921, respectively, representing an increase in deferred tax benefit of \$104,781 for the period ended March 31, 2024.

At March 31, 2024, we had federal net operating loss ("NOL") carryforwards of \$5,981, all of which will not expire. As of March 31, 2024, we had deferred tax assets related to state NOL carryforwards of \$1,013 which expire over various years beginning in March 2033 depending on the jurisdiction. As of March 31, 2024, we had foreign NOL carryforwards of \$3,064 that will expire over various years beginning in March 2028 depending on the jurisdiction and \$34,035 that will not expire. As of March 31, 2024, we had federal capital loss carryforwards of \$3,988 that will expire in March 2027. At March 31, 2024, we had foreign capital loss carryforwards of \$310 that will not expire.

We also had federal and state research tax credits ("R&D credit") carryforwards of approximately \$5,177 and \$26,467, respectively. The federal R&D credit carryforwards expire from March 2039 through March 2044, and the New Jersey R&D credit carryforwards of \$16,857 expire over various years beginning from March 2025 through March 2038. The California R&D credits of \$9,610 do not expire. We also had federal foreign tax credits ("FTC") carryforwards of approximately \$3,999. The federal FTC carryforwards expire from March 2030 through March 2034. We also had \$215 in foreign FTC carryforwards that will expire over various years beginning in March 2025.

Commvault Systems, Inc.
Notes to Consolidated Financial Statements — (Continued)
(In thousands, except per share data)

We conduct business globally and as a result, file income tax returns in the United States and in various state and foreign jurisdictions. In the normal course of business, we are subject to examination by taxing authorities throughout the world. The following table summarizes the tax years subject to income tax examinations by tax authorities as of March 31, 2024. The years subject to income tax examination in our foreign jurisdictions cover the maximum time period with respect to these jurisdictions. Due to NOLs, in some cases the tax years continue to remain subject to examination with respect to such NOLs.

Tax Jurisdiction	Years Subject to Income Tax Examination
U.S. Federal	2020 - Present
Foreign jurisdictions	2013 - Present

The calculation of our tax liabilities involves dealing with uncertainties in the application of complex tax regulations in each of our tax jurisdictions. The number of years with open tax audits varies depending on the tax jurisdiction. A number of years may lapse before a particular matter is audited and finally resolved. A reconciliation of the amounts of unrecognized tax benefits is as follows:

Balance at March 31, 2021	\$ 2,211
Additions for tax positions related to fiscal 2022	2,808
Additions for tax positions related to prior years	90
Settlements and effective settlements with tax authorities and related remeasurements	—
Reductions related to the expiration of statutes of limitations	(117)
Additions for tax positions related to purchase accounting	4,232
Foreign currency translation adjustment	—
Balance at March 31, 2022	9,224
Additions for tax positions related to fiscal 2023	394
Reductions for tax positions related to prior years	(90)
Settlements and effective settlements with tax authorities and related remeasurements	—
Reductions related to the expiration of statutes of limitations	(140)
Additions for tax positions related to purchase accounting	—
Foreign currency translation adjustment	—
Balance at March 31, 2023	9,388
Additions for tax positions related to fiscal 2024	502
Additions for tax positions related to prior years	3
Settlements and effective settlements with tax authorities and related remeasurements	—
Reductions related to the expiration of statutes of limitations	(220)
Additions for tax positions related to purchase accounting	—
Foreign currency translation adjustment	—
Balance at March 31, 2024	\$ 9,673

We estimate that no significant remaining unrecognized tax benefits will be realized during the fiscal year ending March 31, 2025. Interest income, expense and penalties related to unrecognized tax benefits are recorded in income tax expense in the consolidated statements of operations. In the years ended March 31, 2024, 2023, and 2022, the impact related to interest expense, interest income and penalties was not significant.

Commvault Systems, Inc.
Notes to Consolidated Financial Statements — (Continued)
(In thousands, except per share data)

12. Employee Benefit Plan

We have a defined contribution plan, as allowed under Section 401(k) of the Internal Revenue Code, covering substantially all US employees. Effective January 1, 2012, we make contributions equal to a discretionary percentage of the employee's contributions determined by us. During the years ended March 31, 2024, 2023 and 2022, we made contributions of \$2,889, \$2,525, and \$2,923, respectively.

13. Segment Information

We operate in one segment. Our products and services are sold throughout the world, through direct and indirect sales channels. Our chief operating decision maker (the "CODM") is the Chief Executive Officer. The CODM makes operating performance assessment and resource allocation decisions on a global basis. The CODM does not receive discrete financial information about asset allocation, expense allocation or profitability by product or geography.

Revenues by geography are based upon the billing address of the customer. All transfers between geographic regions have been eliminated from consolidated revenues. The following table sets forth revenue and long-lived assets by geographic area:

	Year Ended March 31,		
	2024	2023	2022
Revenue:			
United States	\$ 437,560	\$ 416,347	\$ 398,632
Other	401,687	368,243	370,959
	<u>\$ 839,247</u>	<u>\$ 784,590</u>	<u>\$ 769,591</u>

No individual country other than the United States accounts for 10% or more of revenues in the years ended March 31, 2024, 2023 and 2022. Revenue included in the "Other" caption above primarily relates to our operations in Europe, Australia, Canada and Asia.

	March 31,	
	2024	2023
Long-lived assets:		
United States	\$ 192,485	\$ 184,356
Other	45,121	47,304
	<u>\$ 237,606</u>	<u>\$ 231,660</u>

At March 31, 2024 and 2023 no individual country, other than the United States, accounts for 10% or more of long-lived assets.

14. Restructuring

Beginning in the fourth quarter of fiscal 2024, we initiated a restructuring plan intended to enhance customer satisfaction through the reorganization and redesign of our customer success functions. The realignment of the customer success structure aims to optimize operational efficiency and improve continuity for our customers through the pre-sales and post-sales experience. These charges relate primarily to severance and related costs associated with headcount reductions, stock-based compensation related to modifications of existing awards granted to certain employees impacted by the plan and office termination and exit charges. We anticipate the restructuring plan will be completed in the second half of fiscal 2025. The total costs to be incurred related to the restructuring plan cannot be estimated at this time.

In the fourth quarter of fiscal 2022 we initiated a restructuring program which was completed in fiscal 2023. It was aimed to increase efficiency in our sales, marketing and distribution functions as well as reduce costs across all functional areas. The plan included a reorganization to combine our EMEA and APJ field organizations into our

Commvault Systems, Inc.
Notes to Consolidated Financial Statements — (Continued)
(In thousands, except per share data)

International region. These restructuring charges related primarily to severance and related costs associated with headcount reductions and stock-based compensation related to modifications of existing awards granted to certain employees impacted by the plan.

For the years ended March 31, 2024, 2023 and 2022, restructuring charges were comprised of the following:

	Year Ended March 31,		
	2024	2023	2022
Employee severance and related costs	\$ 2,811	\$ 12,845	\$ 4,483
Lease exit costs ⁽¹⁾	220	—	—
Stock-based compensation	1,517	2,607	1,709
Total restructuring charges	<u>\$ 4,548</u>	<u>\$ 15,452</u>	<u>\$ 6,192</u>

⁽¹⁾ Lease exit costs relate to one office for the year ended March 31, 2024. There were no lease exit charges for the years ended March 31, 2023 and 2022.

Restructuring accrual

The accrual activity related to our restructuring plans for the years ended March 31, 2024 and 2023 were as follows:

	Year Ended March 31,	
	2024 ⁽¹⁾	2023
Beginning balance	\$ 3,211	\$ 2,261
Employee severance and related costs	2,811	12,845
Payments	<u>(3,276)</u>	<u>(11,895)</u>
Ending balance	<u>\$ 2,746</u>	<u>\$ 3,211</u>

⁽¹⁾ During fiscal 2024, there were no new charges incurred related to the completed restructuring plan. Payments made related to the completed plan were \$3,149, resulting in an insignificant remaining accrual at March 31, 2024.

15. Leases

We determine if an arrangement contains a lease at inception. We generally lease our facilities under operating leases. Operating lease right-of-use ("ROU") assets are included in operating lease assets on our consolidated balance sheets. Current portion of operating lease liabilities and long-term operating lease liabilities are included on our consolidated balance sheets.

ROU assets represent our right to use an underlying asset for the lease term and lease liabilities represent our obligation to make lease payments arising from the lease. Operating lease ROU assets and liabilities are recognized at the commencement date based on the present value of lease payments over the lease term. As most of our leases do not provide an implicit rate, we generally use our incremental borrowing rate based on the estimated rate of interest for collateralized borrowing over a similar term of the lease payments at the commencement date.

We recognize operating lease costs over the estimated term of the lease, which includes options to extend lease terms that are reasonably certain of being exercised, starting when possession of the property is taken from the landlord. When a lease contains a predetermined fixed escalation of the minimum rent, we recognize the related

Commvault Systems, Inc.
Notes to Consolidated Financial Statements — (Continued)
(In thousands, except per share data)

operating lease cost on a straight-line basis over the lease term. In addition, certain of our lease agreements include variable lease payments, such as estimated tax and maintenance charges. These variable lease payments are excluded from minimum lease payments and are included in the determination of lease cost when it is probable that the expense has been incurred and the amount can be reasonably estimated.

Our lease liabilities relate primarily to operating leases for our global office infrastructure. These operating leases expire at various dates through fiscal 2031. We did not have any finance leases for the years ended March 31, 2024 or 2023.

Net lease cost recognized in our consolidated statements of operations is summarized as follows:

	Year Ended March 31,		
	2024	2023	2022
Operating lease cost	\$ 5,770	\$ 5,449	\$ 7,129
Short-term lease cost	272	631	123
Variable lease cost	1,333	1,360	1,608
Net lease cost	<u>\$ 7,375</u>	<u>\$ 7,440</u>	<u>\$ 8,860</u>

Cash flow information

	Year Ended March 31,		
	2024	2023	2022
Cash paid for operating lease liabilities	\$ 5,033	\$ 5,421	\$ 8,277
Additions of operating lease assets (non-cash)	\$ 5,528	\$ 3,023	\$ 1,827

As of March 31, 2024, the maturities of lease liabilities based on the total minimum lease commitment amount including options to extend lease terms that are reasonably certain of being exercised are as follows:

2025	\$ 4,624
2026	2,973
2027	1,740
2028	1,601
2029	932
Thereafter	683
Total minimum lease payments	<u>12,553</u>
Less: Imputed interest	463
Present value of operating lease liabilities	<u>12,090</u>
Less: Current portion of operating lease liabilities	4,935
Long-term operating lease liabilities	<u>\$ 7,155</u>

As of March 31, 2024, the minimum lease commitment amount for operating leases signed but not yet commenced was \$743. These commitments are related to office lease renewals that expire at various dates through fiscal 2030.

Commvault Systems, Inc.
Notes to Consolidated Financial Statements — (Continued)
(In thousands, except per share data)

Lease term and Discount rate

	Year Ended March 31,	
	2024	2023
Weighted-average remaining term (in years)	3.60	3.72
Weighted-average discount rate	4 %	4 %

16. Revolving Credit Facility

On December 13, 2021, we entered into a five-year \$100,000 senior secured revolving credit facility (the “Credit Facility”) with JPMorgan Chase Bank, N.A. The Credit Facility is available for share repurchases, general corporate purposes, and letters of credit. The Credit Facility contains financial maintenance covenants, including a leverage ratio and interest coverage ratio. The Credit Facility also contains certain customary events of default which would permit the lender to, among other things, declare all loans then outstanding to be immediately due and payable if such default is not cured within applicable grace periods. The Credit Facility also limits our ability to incur certain additional indebtedness, create or permit liens on assets, make acquisitions, make investments, loans or advances, sell or transfer assets, pay dividends or distributions, and engage in certain transactions with foreign affiliates. Outstanding borrowings under the Credit Facility accrue interest at an annual rate equal to the Secured Overnight Financing Rate plus 1.25% subject to increases based on our actual leverage. The unused balance on the Credit Facility is also subject to a 0.25% annual interest charge subject to increases based on our actual leverage. As of March 31, 2024, there were no borrowings under the Credit Facility and we were in compliance with all covenants.

We have deferred the expense related to debt issuance costs, which are classified as other assets, and will amortize the costs into interest expense over the term of the Credit Facility. Unamortized amounts at March 31, 2024 and 2023 were \$313 and \$428, respectively. The amortization of debt issuance costs and interest expense incurred for the years ended March 31, 2024, 2023, and 2022 was as follows:

	Year Ended March 31,		
	2024	2023	2022
Amortization of debt issuance costs	\$ 115	\$ 115	\$ 34
Interest expense	253	253	75
Total charges	\$ 368	\$ 368	\$ 109

17. Subsequent Event

On April 15, 2024, we signed an agreement to acquire all of the shares of Appranix, Inc., a Boston based cloud cyber resilience company, for total consideration of approximately \$26,000, subject to customary transaction adjustments. There is an additional potential earn out if certain financial metrics are met through the initial fourteen-month period after the closing date. The primary reason for the business combination is to extend our product offerings in our existing cyber resiliency market opportunity. As the transaction occurred subsequent to year-end, we are still evaluating the purchase price allocation of the transaction but expect the primary assets acquired to be intangible assets and goodwill. Acquired tangible assets and assumed liabilities are expected to be immaterial. The allocation is expected to be finalized during fiscal 2025.

Item 9. Changes in and Disagreements With Accountants on Accounting and Financial Disclosure

None.

Item 9A. Controls and Procedures

(a) Evaluation of Disclosure Controls and Procedures

Our management, with the participation of the Chief Executive Officer and Chief Financial Officer, has evaluated the effectiveness of our disclosure controls and procedures, as defined in Rules 13a-15(e) and 15d-15(e) of the Securities Exchange Act of 1934, as of March 31, 2024. Based on that evaluation, the Chief Executive Officer and Chief Financial Officer concluded that our disclosure controls and procedures were effective as of March 31, 2024.

(b) Management's Report on Internal Control over Financial Reporting

Our management is responsible for establishing and maintaining adequate internal control over our financial reporting as defined in Rules 13a-15(f) of the Exchange Act. There are inherent limitations in the effectiveness of any internal control, including the possibility of human error and the circumvention or overriding of controls. Accordingly, even an effective internal control can provide only reasonable assurance with respect to financial statement preparation. Further, because of changes in conditions, the effectiveness of any internal control may vary over time.

Our management, with the participation of our principal executive officer and principal financial officer, has evaluated the effectiveness of our internal control over financial reporting as of March 31, 2024. In making this assessment, management used the framework set forth by the Committee of Sponsoring Organizations of the Treadway Commission ("COSO") in the 2013 Internal Control—Integrated Framework.

Based on our assessment, using those criteria, our management concluded that, as of March 31, 2024, our internal control over financial reporting was effective. The effectiveness of our internal control over financial reporting as of March 31, 2024 has been audited by Ernst & Young LLP, our independent registered public accounting firm, as stated in their report, which is included below in this Annual Report on Form 10-K.

(c) Changes in Internal Control over Financial Reporting

There was no change in our internal control over financial reporting that occurred during the fourth quarter of fiscal 2024 that has materially affected, or is reasonably likely to materially affect, our internal control over financial reporting.

Report of Independent Registered Public Accounting Firm

To the Stockholders and Board of Directors of Commvault Systems, Inc.

Opinion on Internal Control Over Financial Reporting

We have audited Commvault Systems, Inc.'s internal control over financial reporting as of March 31, 2024, based on criteria established in Internal Control—Integrated Framework issued by the Committee of Sponsoring Organizations of the Treadway Commission (2013 framework) (the COSO criteria). In our opinion, Commvault Systems, Inc. (the Company) maintained, in all material respects, effective internal control over financial reporting as of March 31, 2024, based on the COSO criteria.

We also have audited, in accordance with the standards of the Public Company Accounting Oversight Board (United States) (PCAOB), the consolidated balance sheets of the Company as of March 31, 2024 and 2023, the related consolidated statements of operations, comprehensive income (loss), stockholders' equity and cash flows for each of the three years in the period ended March 31, 2024, and the related notes and our report dated May 13, 2024 expressed an unqualified opinion thereon.

Basis for Opinion

The Company's management is responsible for maintaining effective internal control over financial reporting and for its assessment of the effectiveness of internal control over financial reporting included in the accompanying Management's Report on Internal Control over Financial Reporting. Our responsibility is to express an opinion on the Company's internal control over financial reporting based on our audit. We are a public accounting firm registered with the PCAOB and are required to be independent with respect to the Company in accordance with the U.S. federal securities laws and the applicable rules and regulations of the Securities and Exchange Commission and the PCAOB.

We conducted our audit in accordance with the standards of the PCAOB. Those standards require that we plan and perform the audit to obtain reasonable assurance about whether effective internal control over financial reporting was maintained in all material respects.

Our audit included obtaining an understanding of internal control over financial reporting, assessing the risk that a material weakness exists, testing and evaluating the design and operating effectiveness of internal control based on the assessed risk, and performing such other procedures as we considered necessary in the circumstances. We believe that our audit provides a reasonable basis for our opinion.

Definition and Limitations of Internal Control Over Financial Reporting

A company's internal control over financial reporting is a process designed to provide reasonable assurance regarding the reliability of financial reporting and the preparation of financial statements for external purposes in accordance with generally accepted accounting principles. A company's internal control over financial reporting includes those policies and procedures that (1) pertain to the maintenance of records that, in reasonable detail, accurately and fairly reflect the transactions and dispositions of the assets of the company; (2) provide reasonable assurance that transactions are recorded as necessary to permit preparation of financial statements in accordance with generally accepted accounting principles, and that receipts and expenditures of the company are being made only in accordance with authorizations of management and directors of the company; and (3) provide reasonable assurance regarding prevention or timely detection of unauthorized acquisition, use, or disposition of the company's assets that could have a material effect on the financial statements.

Because of its inherent limitations, internal control over financial reporting may not prevent or detect misstatements. Also, projections of any evaluation of effectiveness to future periods are subject to the risk that controls may become inadequate because of changes in conditions, or that the degree of compliance with the policies or procedures may deteriorate.

/s/ Ernst & Young LLP

Iselin, New Jersey
May 13, 2024

Item 9B. *Other Information*

On February 1, 2024, Nicholas Adamo, Chairman of our Board of Directors, adopted a Rule 10b5-1 trading arrangement intended to satisfy the affirmative defense of Rule 10b5-1(c) for the sale of up to approximately 2,450 shares of the Company's common stock. The plan is in effect until September 6, 2024.

On February 2, 2024, Vivie Lee, a member of our Board of Directors, adopted a Rule 10b5-1 trading arrangement intended to satisfy the affirmative defense of Rule 10b5-1(c) for the sale of up to approximately 4,100 shares of the Company's common stock. The plan is in effect until September 6, 2024.

On February 16, 2024, Allison Pickens, a member of our Board of Directors, adopted a Rule 10b5-1 trading arrangement intended to satisfy the affirmative defense of Rule 10b5-1(c) for the sale of up to approximately 4,100 shares of the Company's common stock. The plan is in effect until March 4, 2025.

During the three months ended March 31, 2024, no other directors or officers of the Company adopted or terminated any Rule 10b5-1 trading arrangement or "Non-Rule 10b5-1 trading arrangement" as each term is defined in Item 408 of Regulation S-K.

Item 9C. *Disclosure Regarding Foreign Jurisdictions that Prevent Inspections*

Not applicable.

PART III

Item 10. *Directors, Executive Officers and Corporate Governance*

We will furnish to the SEC a definitive Proxy Statement not later than 120 days after the close of the fiscal year ended March 31, 2024. Information with respect to this Item is incorporated herein by reference from the sections of our 2024 Proxy Statement captioned, "Board of Directors" and "Corporate Governance".

Our Board of Directors has adopted a code of business ethics and conduct, which applies to all of our employees. The code of business ethics and conduct is in addition to our code of ethics for senior financial officers. The full texts of our code of business ethics and conduct and our code of ethics for senior financial officers can be found on our website, www.commvault.com.

Item 11. *Executive Compensation*

Information with respect to this Item is incorporated herein by reference from the sections of our 2024 Proxy Statement captioned "Executive Compensation" (excluding the information under the subheading "Pay Versus Performance").

Item 12. *Security Ownership of Certain Beneficial Owners and Management and Related Stockholder Matters*

Information with respect to this Item is incorporated herein by reference from the section of our 2024 Proxy Statement captioned "Security Ownership of Certain Beneficial Owners and Management" and "Fiscal 2024 Equity Compensation Plan Information".

Item 13. *Certain Relationships and Related Transactions, and Director Independence*

Information with respect to this Item is incorporated herein by reference from the sections of our 2024 Proxy Statement captioned "Transactions with Related Persons" and "Corporate Governance - *Independence and Composition of our Board of Directors*".

Item 14. *Principal Accountant Fees and Services*

Information with respect to this Item is incorporated herein by reference from the section of our 2024 Proxy Statement captioned "Ratification of the Appointment of Independent Auditors - Audit, Audit-related, Tax and All Other Fees".

PART IV

Item 15. *Exhibits and Financial Statement Schedules*

Financial Statements

See “Index to Consolidated Financial Statements” set forth in Item 8 for a list of financial statements filed as part of this report.

Financial Statement Schedules

All schedules are omitted because they are not required or because the required information is included in the Consolidated Financial Statements or notes thereto.

Exhibits

The following exhibits are incorporated by reference or filed herewith.

<u>Exhibit No.</u>	<u>Description</u>
3.1	Amended and Restated Certificate of Incorporation of Commvault Systems, Inc., as amended (Incorporated by reference to Exhibit 3.1 to the Registrant's Form 10-Q for the quarter ended September 30, 2019).
3.2	Certificate of Amendment of Amended and Restated Certificate of Incorporation of Commvault Systems, Inc. (Incorporated by reference to Exhibit 3.1 to the Registrant's Form 8-K dated August 28, 2020).
3.3	Certificate of Amendment of Amended and Restated Certificate of Incorporation of Commvault Systems, Inc. (Incorporated by reference to Exhibit 3.1 to the Registrant's Form 10-Q for the quarter ended September 30, 2023).
3.4	Amended and Restated Bylaws of Commvault Systems, Inc. (Incorporated by reference to Exhibit 3.3 to the Registrant's Annual Report on Form 10-K for the year ended March 31, 2022).
3.5	Certification of Designation of Series A Junior Participating Preferred Stock of Commvault Systems, Inc. (Incorporated by reference to Exhibit 3.1 to the Registrant's Form 8-K dated November 14, 2008).
4.1	Form of Common Stock Certificate (Incorporated by reference to Exhibit 4.1 to the Registrant's Registration Statement on Form S-1, Commission File No. 333-132550).
4.2	Description of Securities. (Incorporated by reference to Exhibit 4.2 to the Registrant's Annual Report on Form 10-K for the year ended March 31, 2023).
9.1	Form of Voting Trust Agreement (Incorporated by reference to Exhibit 9.1 to the Registrant's Registration Statement on Form S-1, Commission File No. 333-132550).
10.1*	Form of Non-Qualified Stock Option Agreement (Incorporated by reference to Exhibit 10.4 to the Registrant's Registration Statement on Form S-1, Commission File No. 333-132550).
10.2*	Form of Restricted Stock Unit Agreement (Incorporated by reference to Exhibit 10.5 to the Registrant's Annual Report on Form 10-K for the year ended March 31, 2007).
10.3*	Form of Indemnity Agreement between Commvault Systems, Inc. and each of its current officers and directors (Incorporated by reference to Exhibit 10.3 to the Registrant's Annual Report on Form 10-K for the year ended March 31, 2022).
10.4*	Commvault Systems, Inc. Employee Stock Purchase Plan dated December 9, 2013 (Incorporated by reference to Exhibit 10.10 to the Registrant's Annual Report on Form 10-K for the year ended March 31, 2014).
10.5*	Employment Agreement, dated January 8, 2019, between the Company and Sanjay Mirchandani. (Incorporated by reference to Exhibit 10.1 to the Registrant's Form 8-K dated February 5, 2019).
10.6*	Commvault Systems, Inc. Omnibus Incentive Plan (as amended by the Sixth Amendment thereof) (Incorporated by reference to Exhibit 10.1 to the Registrant's Form 10-Q for the quarter ended September 30, 2022).
10.7	Credit Agreement, dated December 13, 2021, by and among Commvault Systems, Inc., the Lenders from time to time party thereto, and JPMorgan Chase Bank, N.A., as Administrative Agent (Incorporated by reference to Exhibit 10.1 to the Registrant's Form 10-Q for the quarter ended December 31, 2021).
10.8*	Offer Letter with Gary Merrill, dated April 28, 2022 (Incorporated by reference to Exhibit 10.1 to the Company's Form 8-K dated April 28, 2022).
10.9*	Executive Retention Agreement with Gary Merrill dated July 27, 2022 (Incorporated by reference to Exhibit 10.2 to the Registrant's Form 10-Q for the quarter ended June 30, 2022).
21.1	List of Subsidiaries of Commvault Systems, Inc.
23.1	Consent of Ernst & Young LLP
31.1	Certification of Chief Executive Officer Pursuant to Section 302 of the Sarbanes-Oxley Act of 2002
31.2	Certification of Chief Financial Officer Pursuant to Section 302 of the Sarbanes-Oxley Act of 2002
32.1**	Certification of Chief Executive Officer Pursuant to Section 906 of the Sarbanes-Oxley Act of 2002
32.2**	Certification of Chief Financial Officer Pursuant to Section 906 of the Sarbanes-Oxley Act of 2002
97.1	Commvault Systems, Inc. Clawback Policy dated October 16, 2023.
101.INS	XBRL Instance Document
101.SCH	XBRL Taxonomy Extension Schema Document
101.CAL	XBRL Taxonomy Extension Calculation Linkbase Document
101.DEF	XBRL Taxonomy Extension Definition Linkbase Document
101.LAB	XBRL Taxonomy Extension Label Linkbase Document
101.PRE	XBRL Taxonomy Extension Presentation Linkbase Document
104	Cover Page Interactive Data File (formatted as Inline XBRL and contained in Exhibit 101)

- * Management contract or compensatory plan or arrangement.
- ** Furnished herewith.

Item 16. Form 10-K Summary

None.

SIGNATURES

Pursuant to the requirements of Section 13 or 15(d) of the Securities Exchange Act of 1934, the registrant has duly caused this report to be signed on its behalf by the undersigned, thereunto duly authorized, in the city of Tinton Falls, State of New Jersey, on May 13, 2024.

COMMVault SYSTEMS, INC.

By: /s/ SANJAY MIRCHANDANI

Sanjay Mirchandani

Director, President and Chief Executive Officer

Pursuant to the requirements of the Securities Exchange Act of 1934, this report has been signed below by the following persons on behalf of the registrant and in the capacities indicated on May 13, 2024.

<u>Signature</u>	<u>Title</u>
<u>/s/ SANJAY MIRCHANDANI</u> Sanjay Mirchandani	Director, President and Chief Executive Officer (Principal Executive Officer)
<u>/s/ GARY MERRILL</u> Gary Merrill	Chief Financial Officer (Principal Financial and Accounting Officer)
<u>/s/ NICHOLAS ADAMO</u> Nicholas Adamo	Chairman of the Board
<u>/s/ MARTHA H. BEJAR</u> Martha H. Bejar	Director
<u>/s/ KEITH GEESLIN</u> Keith Geeslin	Director
<u>/s/ VIVIE LEE</u> Vivie Lee	Director
<u>/s/ CHARLES E. MORAN</u> Charles E. Moran	Director
<u>/s/ ALLISON PICKENS</u> Allison Pickens	Director
<u>/s/ A. SHANE SANDERS</u> A. Shane Sanders	Director
<u>/s/ ARLEN SHENKMAN</u> Arlen Shenkman	Director

[THIS PAGE LEFT INTENTIONALLY BLANK]

[THIS PAGE LEFT INTENTIONALLY BLANK]

Investor Information

✓ Annual Meeting

The annual meeting of stockholders will be held on Thursday, August 8, 2024 at 10:00 a.m. (EDT) virtually at: <http://ir.commvault.com/news-and-events/annual-meeting>

✓ Stock Exchange Listing

Commvault's common stock is traded on the NASDAQ Global Select Market under the symbol "CVLT".

✓ Investor Relations

Investor inquiries may be directed to:

Michael Melnyk, CFA
Head of Investor Relations
Email: mmelnyk@commvault.com
Phone: 1.732.870.4581

✓ Annual Report on Form 10-K and Other Investor Information

A copy of our Form 10-K, filed with the Securities and Exchange Commission, is included in this report.

Additional copies of other financial information can be accessed at commvault.com.

✓ Transfer Agent

Computershare Investor Services
PO BOX 505000
Louisville, KY 40233-5000
computershare.com/investor
800.368.5948

✓ Independent Auditors

Ernst & Young LLP
99 Wood Avenue South
Iselin, NJ 08830
732.516.4200

Officers and Directors

Sanjay Mirchandani

President, Chief Executive Officer, and Director

Gary Merrill

Chief Financial Officer

Martha Delehanty

Chief People Officer

Danielle Sheer

Chief Legal and Trust Officer, Corporate Secretary

Anna Griffin

Chief Marketing Officer

Rajiv Kottomtharayil

Chief Product Officer

Sarv Saravanan

Chief Customer Officer

Nicholas Adamo

Chair of the Board

Martha H. Bejar

Chair of Nominations and Governance Committee

Keith Geeslin

Director

Vivie 'YY' Lee

Chair of Talent and Management Committee

Chuck Moran

Director

Allison Pickens

Director

Shane Sanders

Chair of Audit Committee

Arlen Shenkman

Chair of Operating Committee



[commvault.com](https://www.commvault.com) | 888.746.3849
getinfo@commvault.com